

Parent Survey Report

for Mead Elementary

November 2023

Insights

TOTAL RESPONSES
45

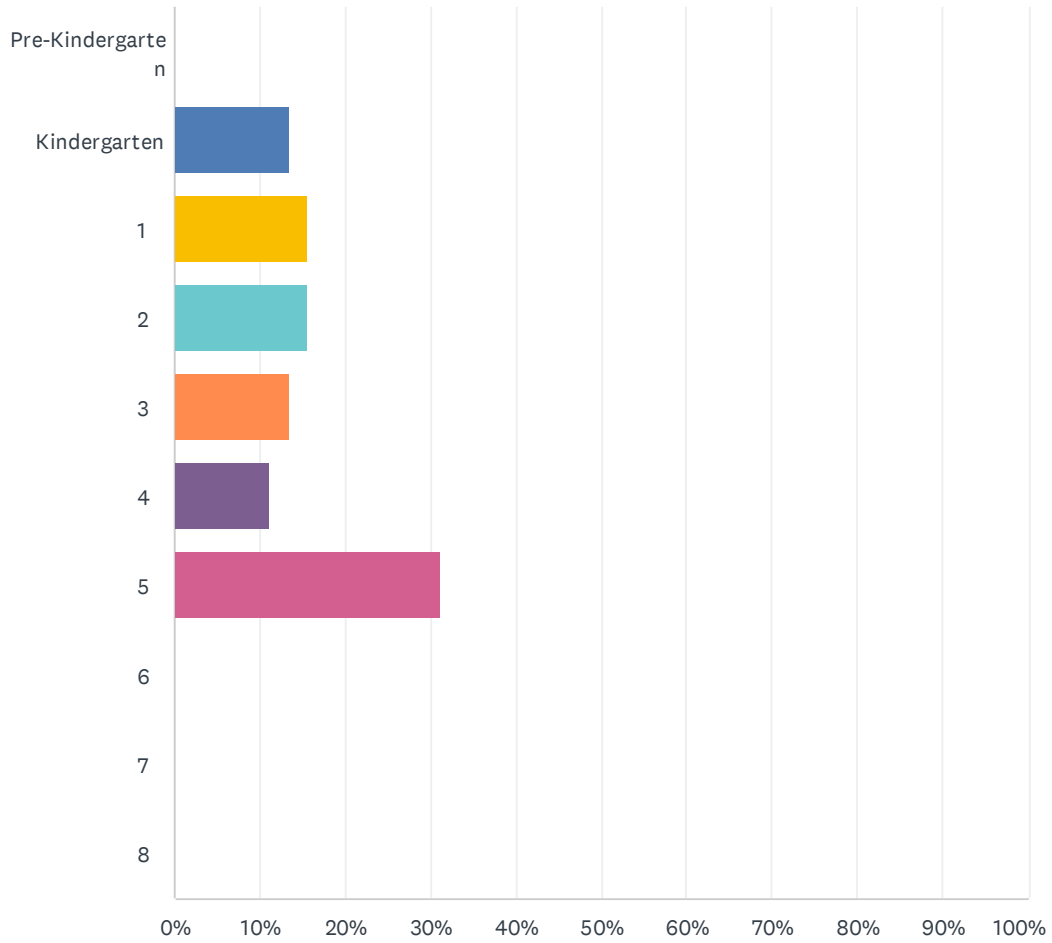
COMPLETION RATE ②
93%

TYPICAL TIME SPENT ②
3m:24s



Q1 What is the grade of the child for whom you are completing this survey?

Answered: 45 Skipped: 0

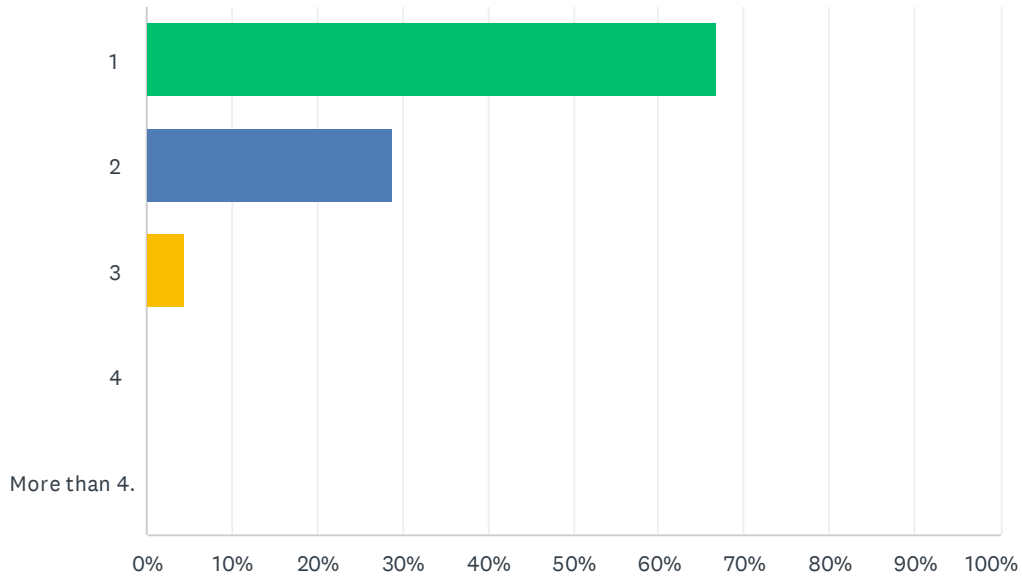


WR SRTS Parent Survey - Mead Elementary

ANSWER CHOICES	RESPONSES	
Pre-Kindergarten	0.00%	0
Kindergarten	13.33%	6
1	15.56%	7
2	15.56%	7
3	13.33%	6
4	11.11%	5
5	31.11%	14
6	0.00%	0
7	0.00%	0
8	0.00%	0
TOTAL		45

Q2 How many children do you have at this school?

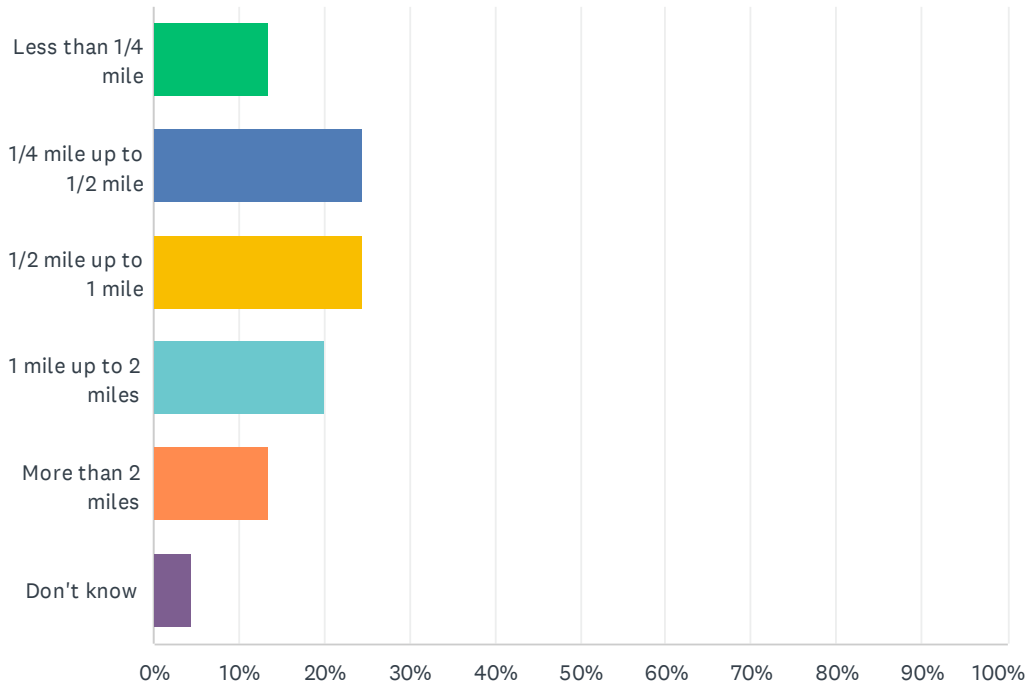
Answered: 45 Skipped: 0



ANSWER CHOICES	RESPONSES	
1	66.67%	30
2	28.89%	13
3	4.44%	2
4	0.00%	0
More than 4.	0.00%	0
TOTAL		45

Q3 How far does your child live from school?

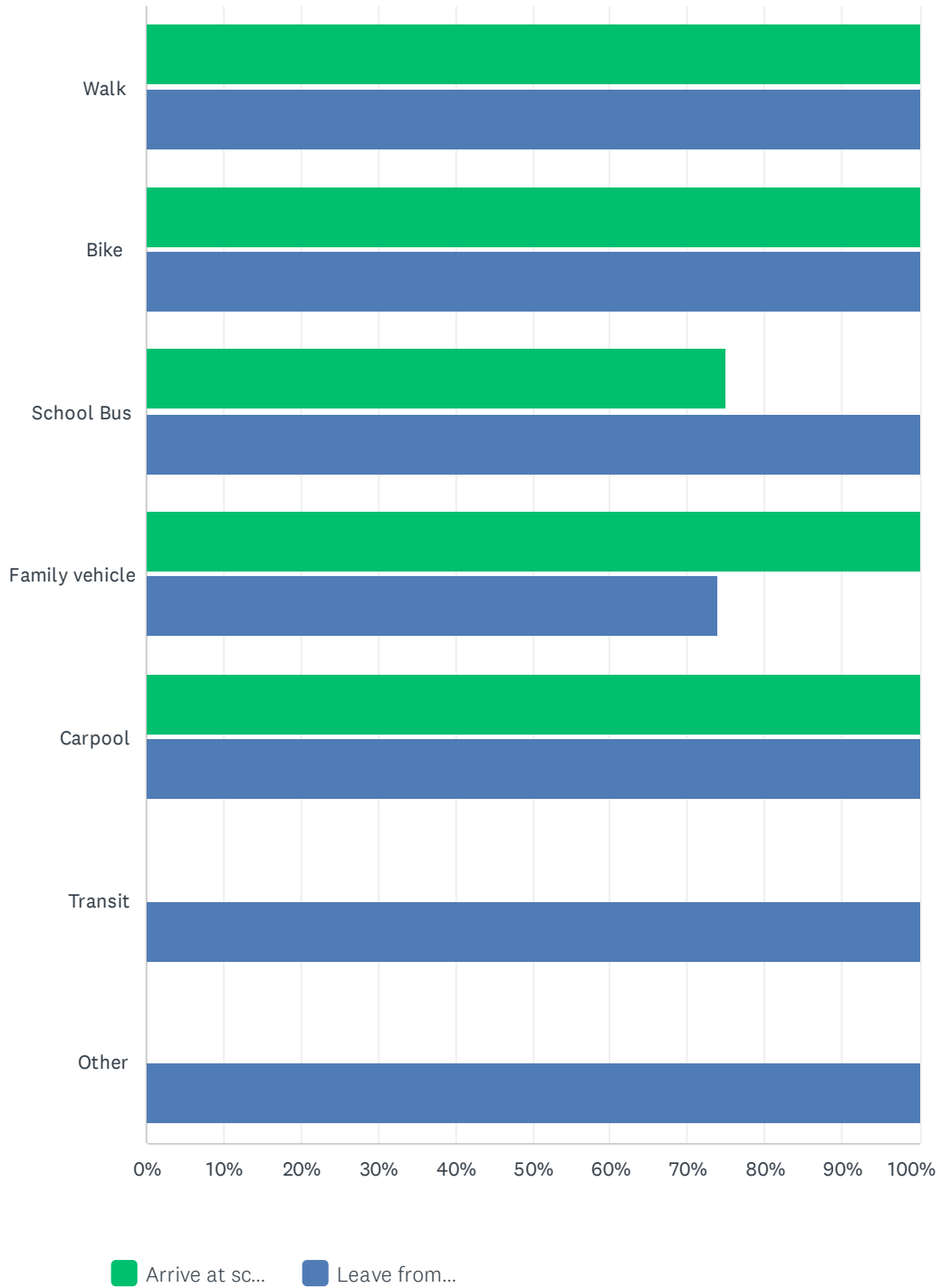
Answered: 45 Skipped: 0



ANSWER CHOICES	RESPONSES	
Less than 1/4 mile	13.33%	6
1/4 mile up to 1/2 mile	24.44%	11
1/2 mile up to 1 mile	24.44%	11
1 mile up to 2 miles	20.00%	9
More than 2 miles	13.33%	6
Don't know	4.44%	2
TOTAL		45

Q4 On most days, how does your child arrive at and leave from school?

Answered: 45 Skipped: 0

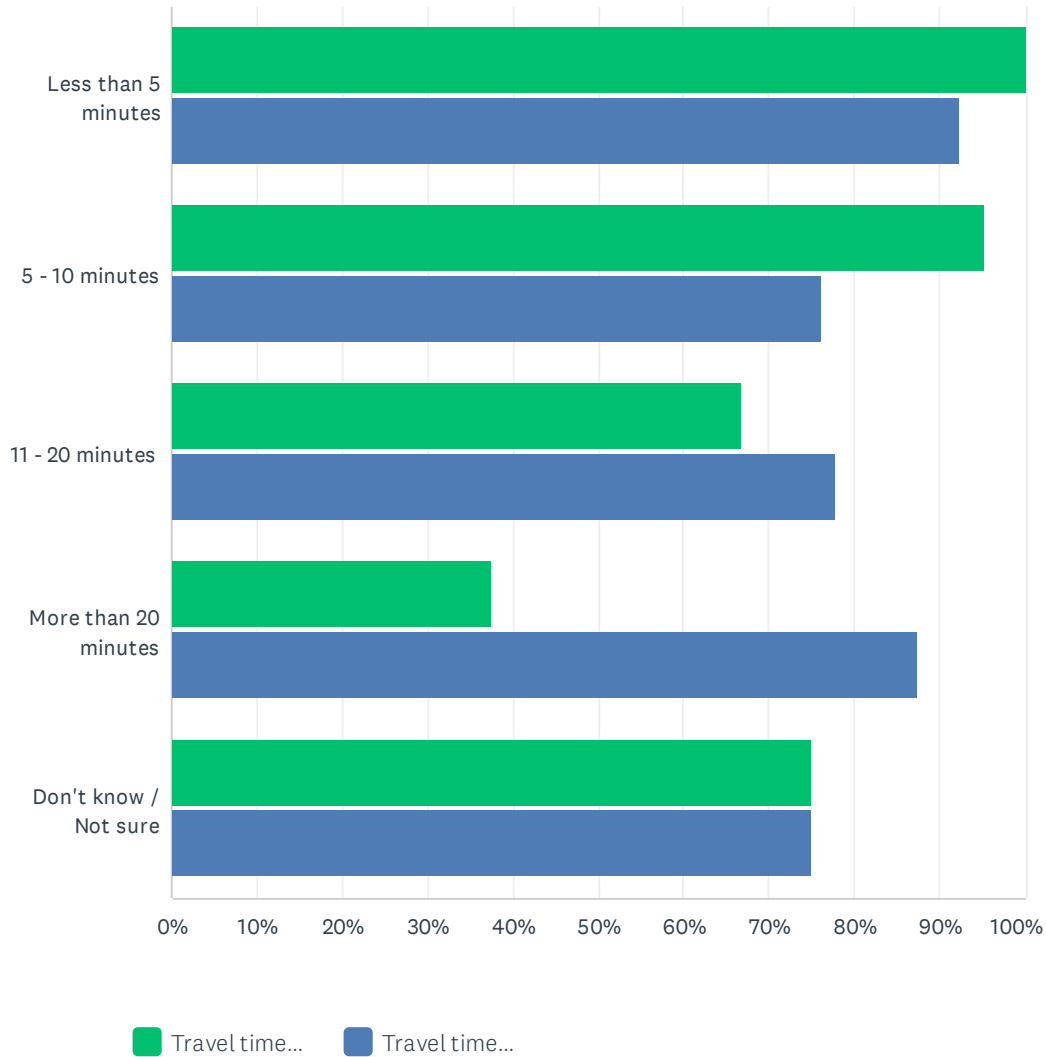


WR SRTS Parent Survey - Mead Elementary

	ARRIVE AT SCHOOL	LEAVE FROM SCHOOL	TOTAL RESPONDENTS
Walk	100.00% 5	100.00% 5	5
Bike	100.00% 1	100.00% 1	1
School Bus	75.00% 12	100.00% 16	16
Family vehicle	100.00% 27	74.07% 20	27
Carpool	100.00% 2	100.00% 2	2
Transit	0.00% 0	100.00% 1	1
Other	0.00% 0	100.00% 2	2

Q5 How long does it normally take your child to get to/from school?

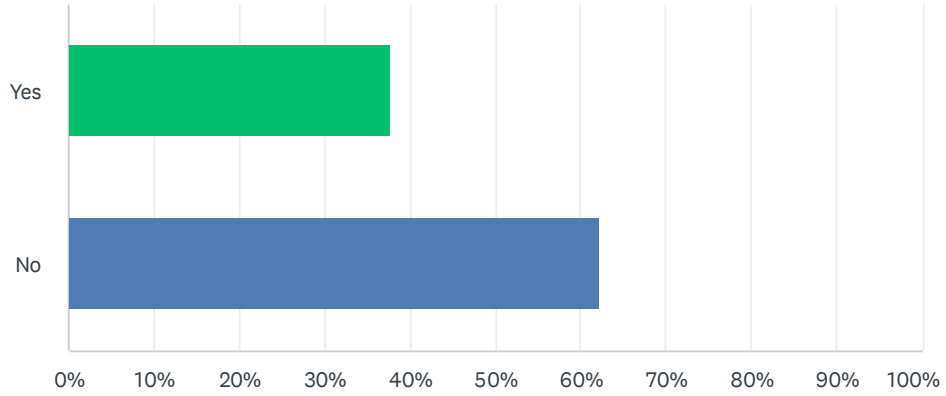
Answered: 45 Skipped: 0



	TRAVEL TIME TO SCHOOL	TRAVEL TIME FROM SCHOOL	TOTAL RESPONDENTS
Less than 5 minutes	100.00% 13	92.31% 12	13
5 - 10 minutes	95.24% 20	76.19% 16	21
11 - 20 minutes	66.67% 6	77.78% 7	9
More than 20 minutes	37.50% 3	87.50% 7	8
Don't know / Not sure	75.00% 3	75.00% 3	4

Q6 Has your child asked you for permission to walk or bike to/from school in the last year?

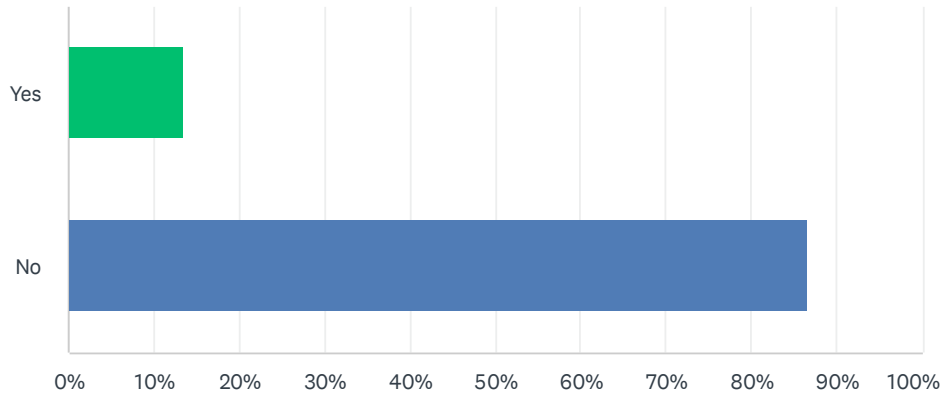
Answered: 45 Skipped: 0



ANSWER CHOICES	RESPONSES	
Yes	37.78%	17
No	62.22%	28
TOTAL		45

Q7 My child already walks or bikes to/from school.

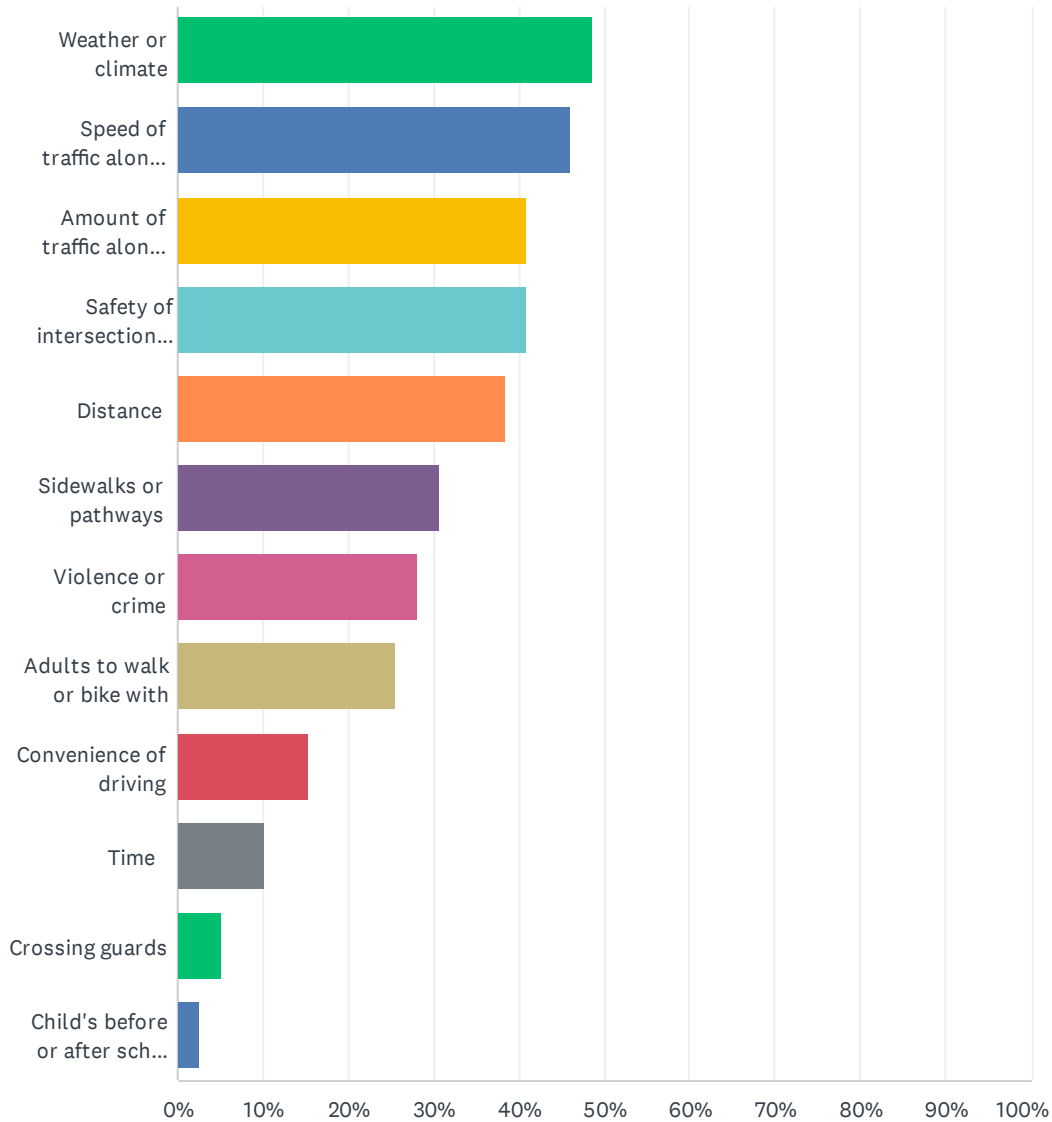
Answered: 45 Skipped: 0



ANSWER CHOICES	RESPONSES	
Yes	13.33%	6
No	86.67%	39
TOTAL		45

Q8 Which of the following issues affected your decision to NOT allow your child to walk or bike to/from school? (Select ALL that apply.)

Answered: 39 Skipped: 6

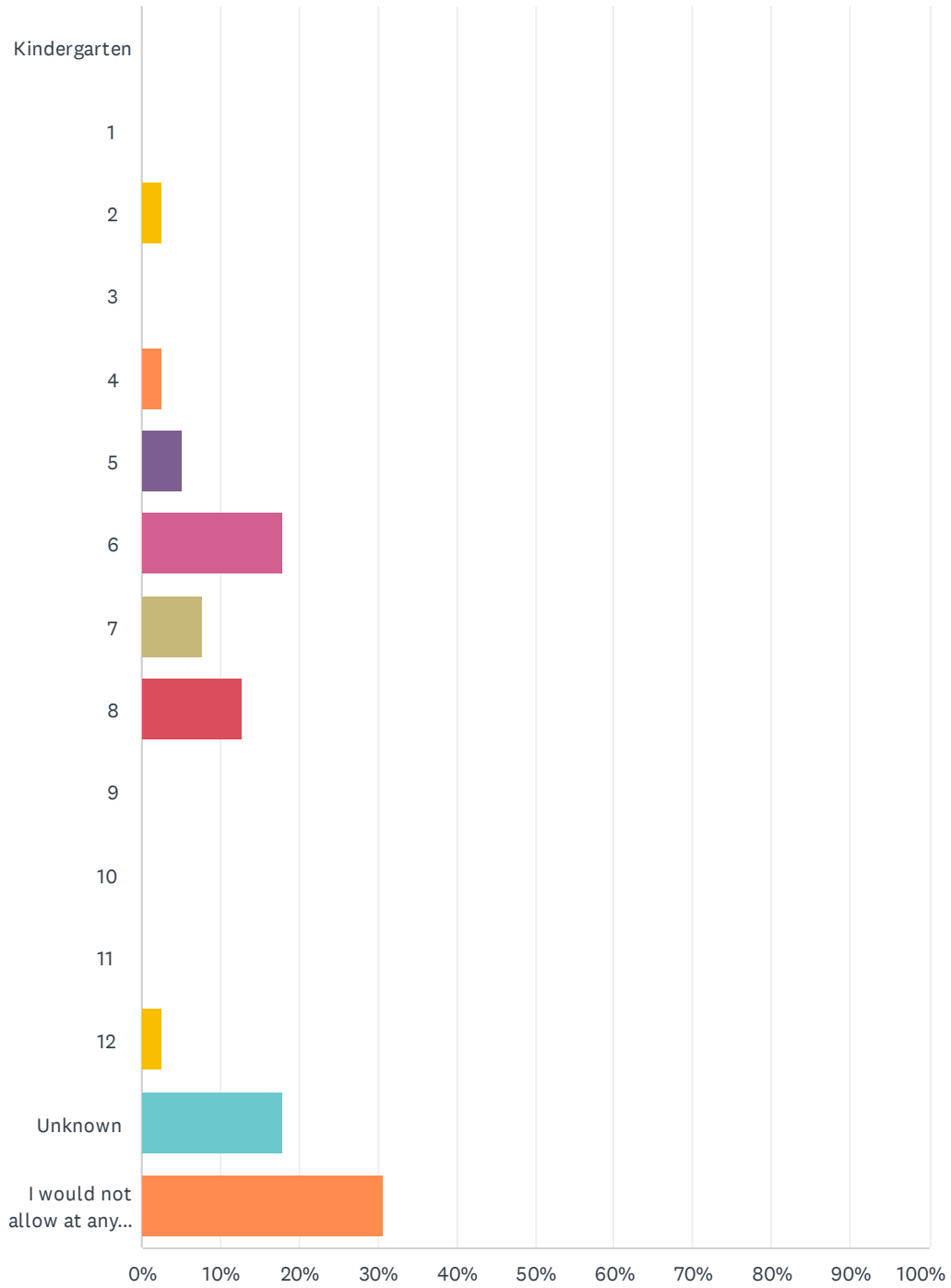


WR SRTS Parent Survey - Mead Elementary

ANSWER CHOICES	RESPONSES	
Weather or climate	48.72%	19
Speed of traffic along route	46.15%	18
Amount of traffic along route	41.03%	16
Safety of intersections and crossings	41.03%	16
Distance	38.46%	15
Sidewalks or pathways	30.77%	12
Violence or crime	28.21%	11
Adults to walk or bike with	25.64%	10
Convenience of driving	15.38%	6
Time	10.26%	4
Crossing guards	5.13%	2
Child's before or after school activities	2.56%	1
Total Respondents: 39		

Q9 At what grade would you allow your child to walk or bike to/from school alone?

Answered: 39 Skipped: 6



WR SRTS Parent Survey - Mead Elementary

ANSWER CHOICES	RESPONSES	
Kindergarten	0.00%	0
1	0.00%	0
2	2.56%	1
3	0.00%	0
4	2.56%	1
5	5.13%	2
6	17.95%	7
7	7.69%	3
8	12.82%	5
9	0.00%	0
10	0.00%	0
11	0.00%	0
12	2.56%	1
Unknown	17.95%	7
I would not allow at any grade.	30.77%	12
TOTAL		39

#	(OPTIONAL) COMMENTS?	DATE
	There are no responses.	

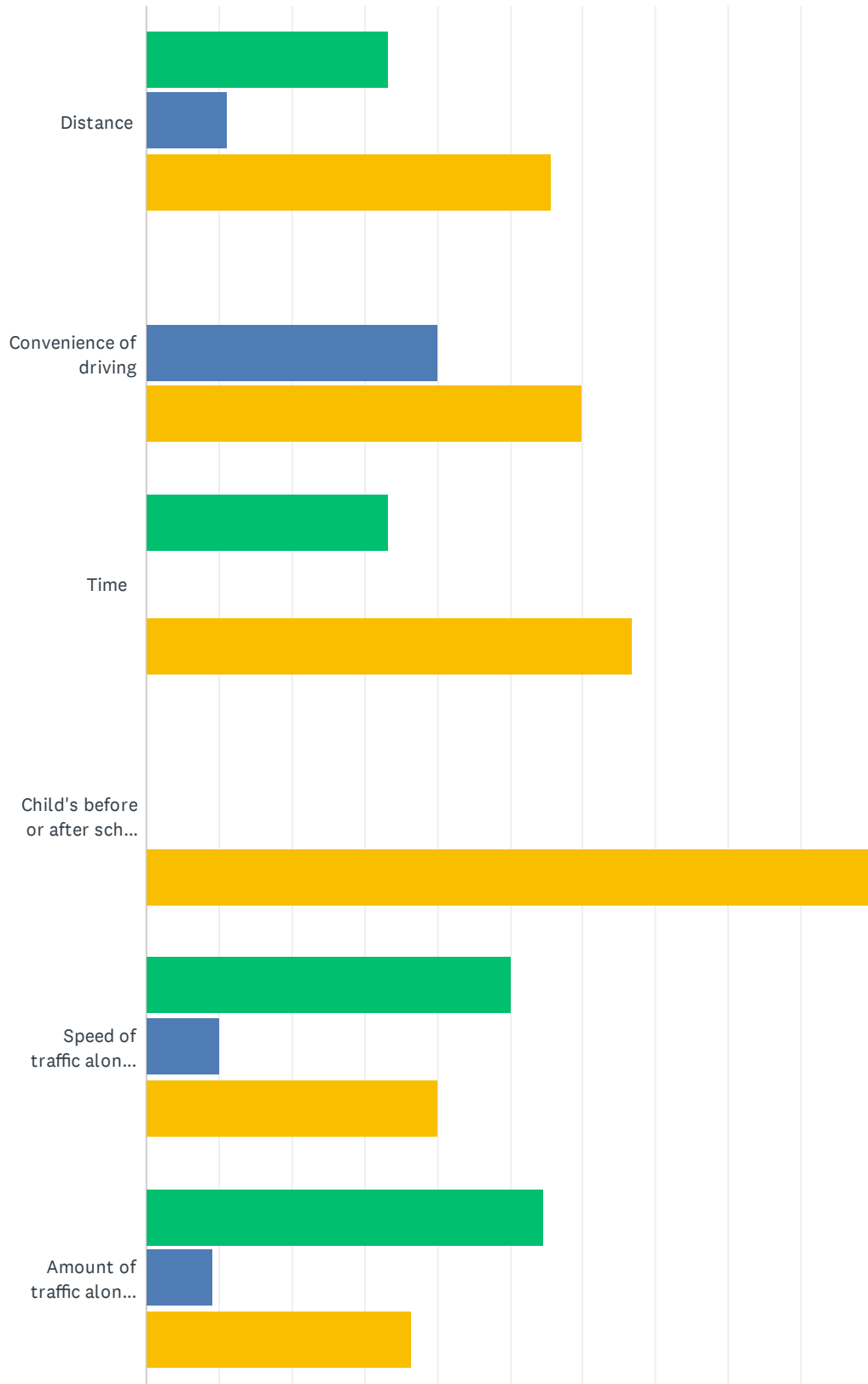
Q10 Why do you not feel comfortable allowing your child to walk or bike at any grade?

Answered: 11 Skipped: 34

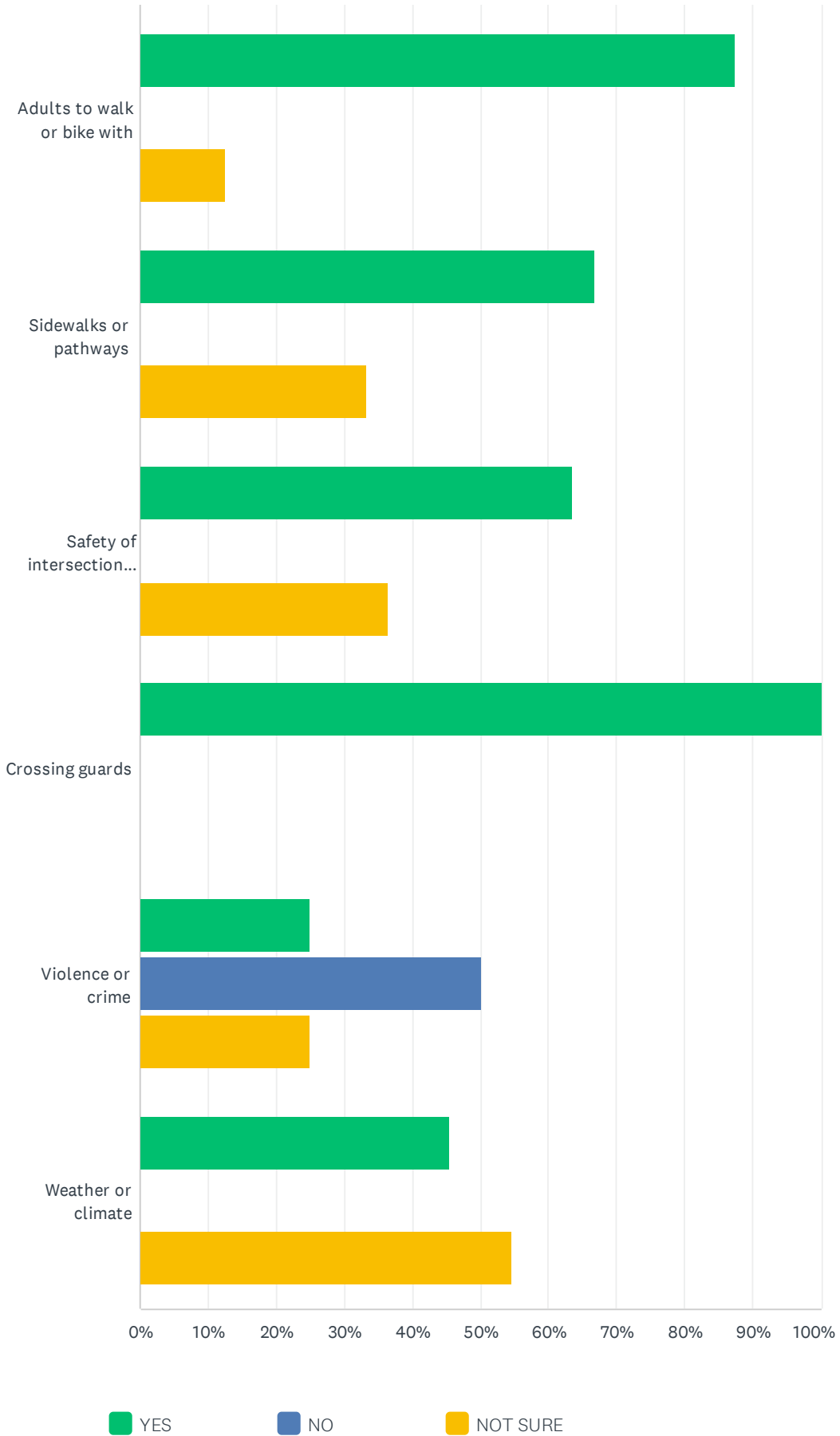
#	RESPONSES	DATE
1	My child has extra needs and is not capable at this time. And I don't know when or if he will be able to.	11/29/2023 7:10 PM
2	I live on a very busy road. People go up to 50 MPH with limits on sidewalks.	11/29/2023 9:17 AM
3	Because we live off of a very busy highway and the speed limit is 55 mph so most people go over 60 mph. I feel it is not safe, especially with no sidewalks.	11/28/2023 6:38 PM
4	It's too far and they don't need to walk or bike when I can take them to school.	11/28/2023 6:12 PM
5	Easier to take them.knowing they got there safe.	11/28/2023 6:00 PM
6	Sick people out there that like taking kids	11/28/2023 5:40 PM
7	ever-increasing violence/crime rate in town. Child abductions. No supervision.	11/28/2023 5:17 PM
8	I don't trust anyone with my kids	11/28/2023 5:03 PM
9	Wisconsin Rapids is littered with pedophiles. It's not safe to let my child walk to/from school alone. I would feel more comfortable with parents/grandparents picking him up and dropping him off. (He's a boundary exception student)	11/28/2023 5:01 PM
10	The roads that would need to be taken and distance.	11/28/2023 4:59 PM
11	Too many distracted drivers on the road.	11/28/2023 4:58 PM

Q11 Would you probably let your child walk or bike to/from school if this problem were changed or improved?

Answered: 25 Skipped: 20



WR SRTS Parent Survey - Mead Elementary

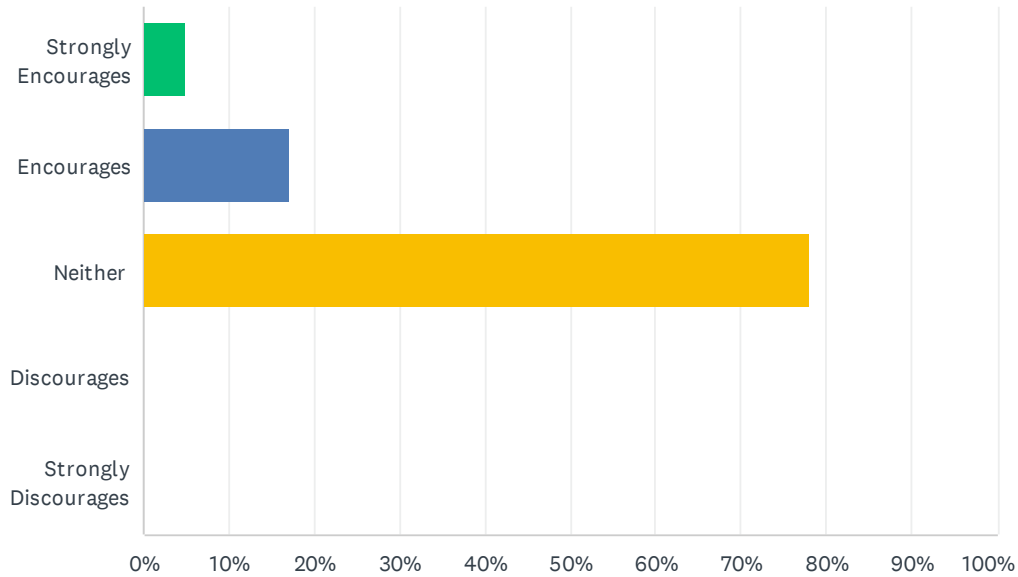


WR SRTS Parent Survey - Mead Elementary

	YES	NO	NOT SURE	TOTAL
Distance	33.33% 3	11.11% 1	55.56% 5	9
Convenience of driving	0.00% 0	40.00% 2	60.00% 3	5
Time	33.33% 1	0.00% 0	66.67% 2	3
Child's before or after school activities	0.00% 0	0.00% 0	100.00% 1	1
Speed of traffic along route	50.00% 5	10.00% 1	40.00% 4	10
Amount of traffic along route	54.55% 6	9.09% 1	36.36% 4	11
Adults to walk or bike with	87.50% 7	0.00% 0	12.50% 1	8
Sidewalks or pathways	66.67% 4	0.00% 0	33.33% 2	6
Safety of intersections and crossings	63.64% 7	0.00% 0	36.36% 4	11
Crossing guards	100.00% 1	0.00% 0	0.00% 0	1
Violence or crime	25.00% 1	50.00% 2	25.00% 1	4
Weather or climate	45.45% 5	0.00% 0	54.55% 6	11

Q12 In your opinion, how much does your child's school encourage or discourage walking and biking to/from school?

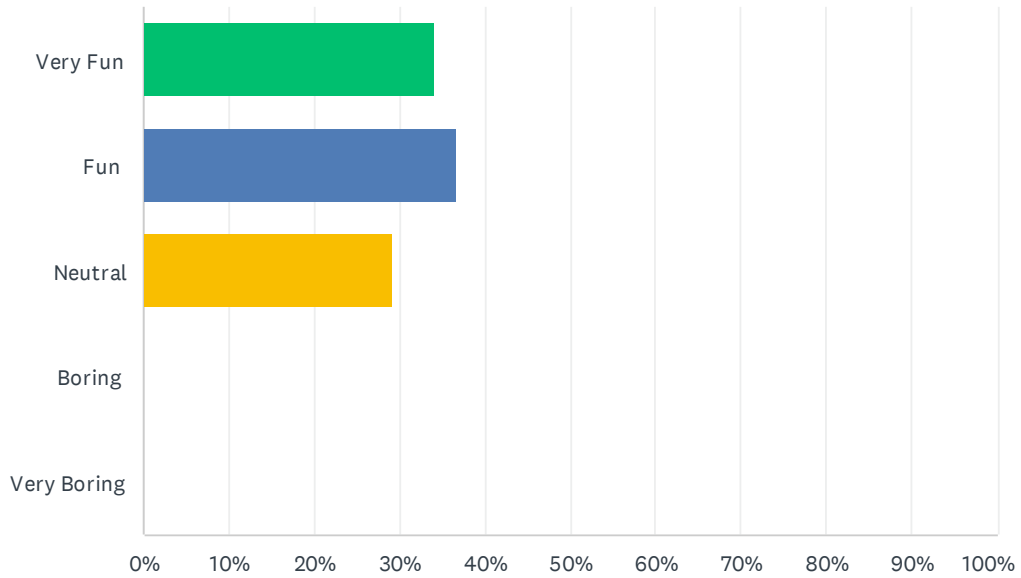
Answered: 41 Skipped: 4



ANSWER CHOICES	RESPONSES	
Strongly Encourages	4.88%	2
Encourages	17.07%	7
Neither	78.05%	32
Discourages	0.00%	0
Strongly Discourages	0.00%	0
TOTAL		41

Q13 How much fun is walking or biking for your child?

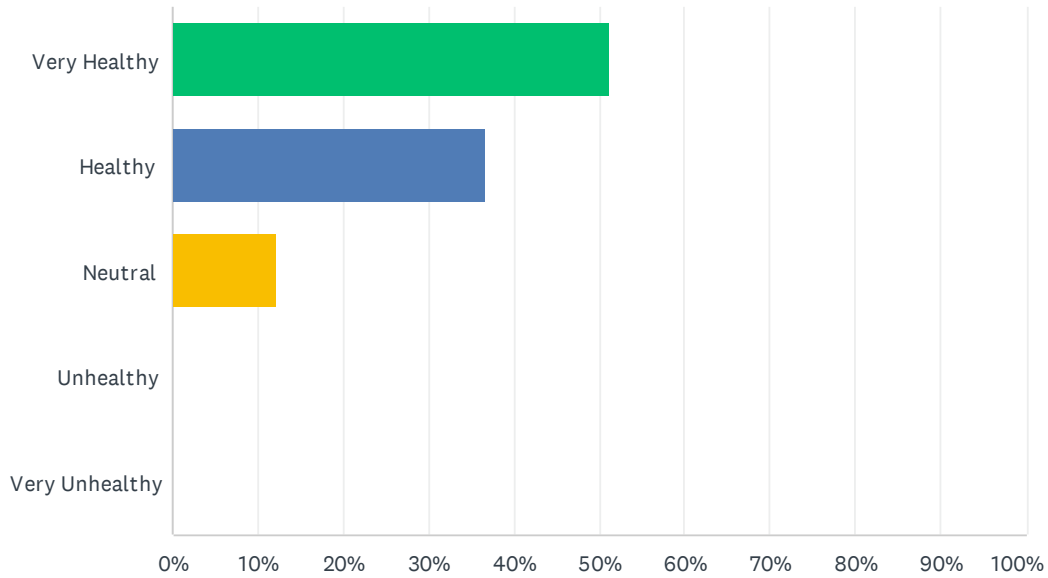
Answered: 41 Skipped: 4



ANSWER CHOICES	RESPONSES	
Very Fun	34.15%	14
Fun	36.59%	15
Neutral	29.27%	12
Boring	0.00%	0
Very Boring	0.00%	0
TOTAL		41

Q14 How healthy is walking or biking for your child?

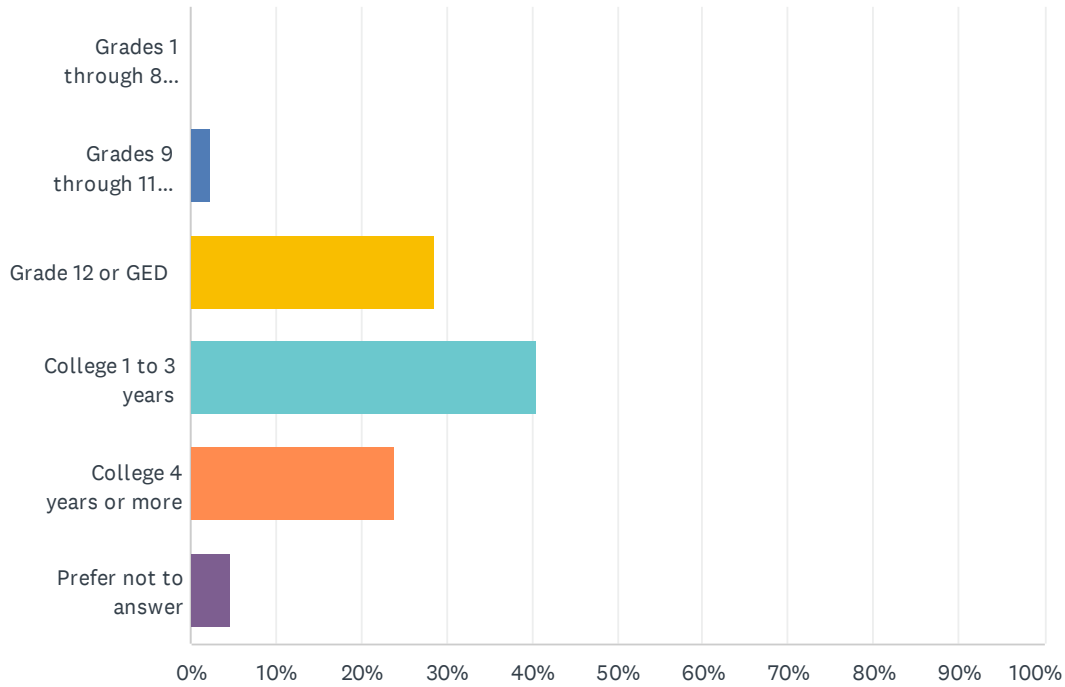
Answered: 41 Skipped: 4



ANSWER CHOICES	RESPONSES	
Very Healthy	51.22%	21
Healthy	36.59%	15
Neutral	12.20%	5
Unhealthy	0.00%	0
Very Unhealthy	0.00%	0
TOTAL		41

Q15 What is the highest grade or year of school you completed?

Answered: 42 Skipped: 3



ANSWER CHOICES	RESPONSES	
Grades 1 through 8 (Elementary)	0.00%	0
Grades 9 through 11 (Some high school)	2.38%	1
Grade 12 or GED	28.57%	12
College 1 to 3 years	40.48%	17
College 4 years or more	23.81%	10
Prefer not to answer	4.76%	2
TOTAL		42

Q16 Please provide any additional comments below:

Answered: 5 Skipped: 40

#	RESPONSES	DATE
1	Thank you for having extended busing to students who lives less than 2 miles from the school!	11/30/2023 5:10 AM
2	My 5th grader walks to school when it is nicer outside. Otherwise both kiddos get a ride from myself to school and get picked up by our neighbor or myself. I've never had an issue with dropping them off or picking them up.	11/28/2023 5:04 PM
3	There is lack of cross walks to the bus stop, I think it's unfair my kindergarten child has to walk in the road to get to the bus stop .	11/28/2023 5:00 PM
4	If my children could even take a bus only for safety of them walking	11/28/2023 4:59 PM
5	I have to leave the house by 7am and drive past the school on the way so dropping her off is easier.	11/1/2023 1:18 PM