

# Parent Survey Report

for THINK Academy

November 2023

## Insights

TOTAL RESPONSES

28

COMPLETION RATE

96%



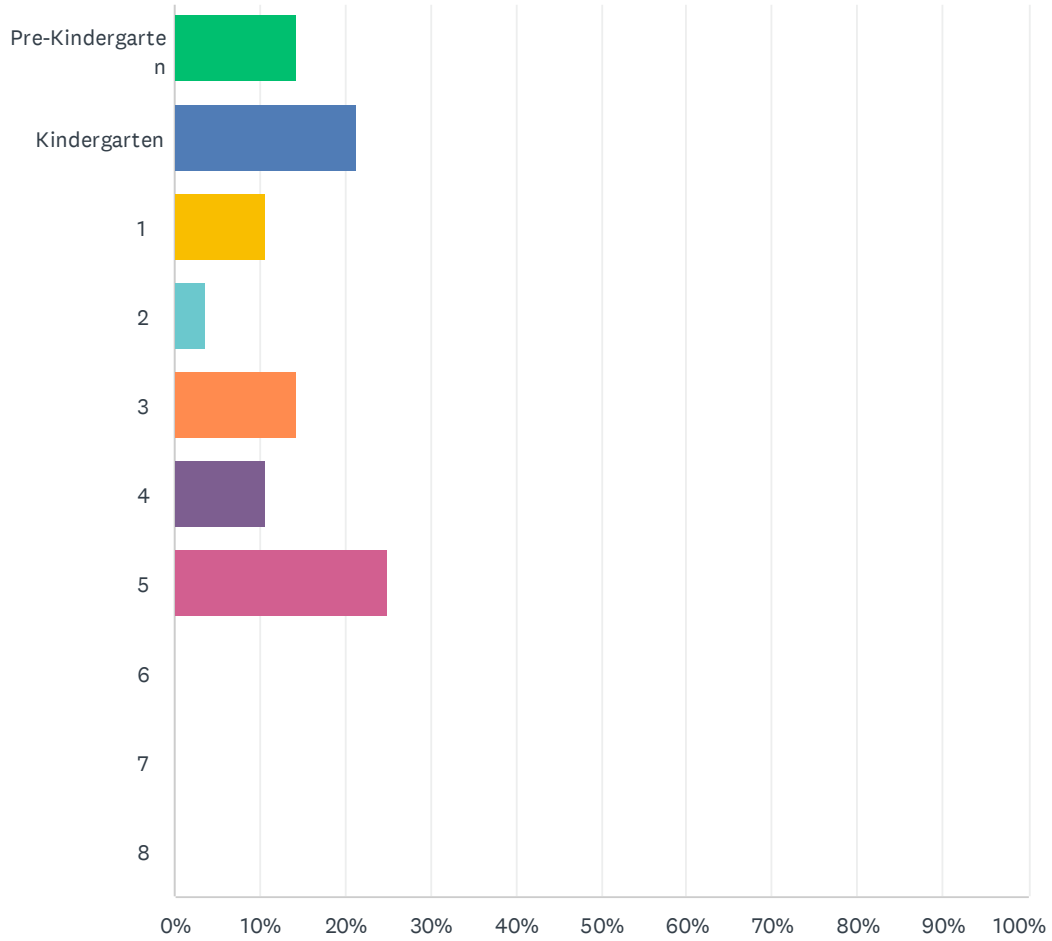
TYPICAL TIME SPENT

2m:35s



# Q1 What is the grade of the child for whom you are completing this survey?

Answered: 28 Skipped: 0

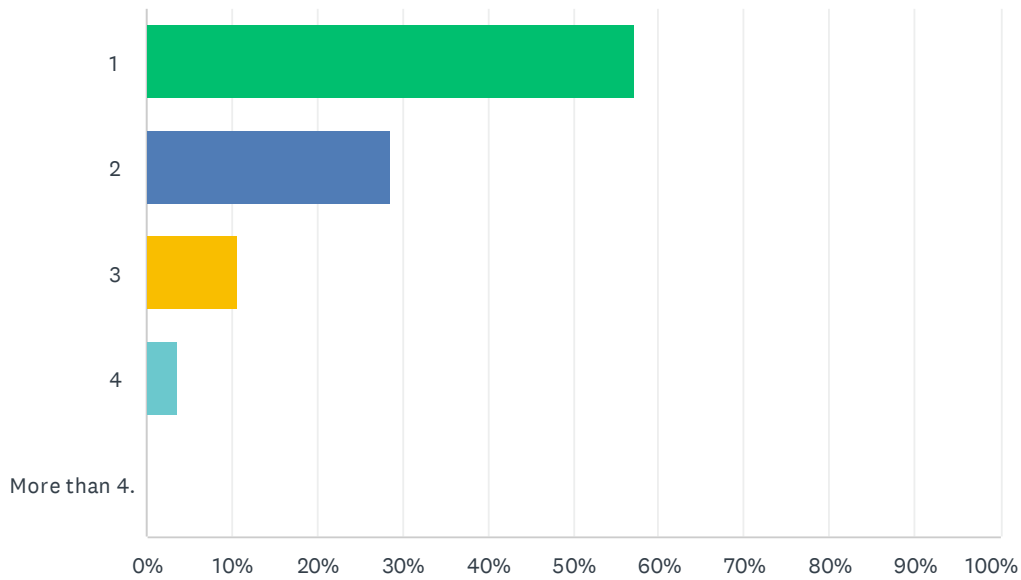


WR SRTS Parent Survey - THINK Academy

ANSWER CHOICES	RESPONSES	
Pre-Kindergarten	14.29%	4
Kindergarten	21.43%	6
1	10.71%	3
2	3.57%	1
3	14.29%	4
4	10.71%	3
5	25.00%	7
6	0.00%	0
7	0.00%	0
8	0.00%	0
<b>TOTAL</b>		<b>28</b>

## Q2 How many children do you have at this school?

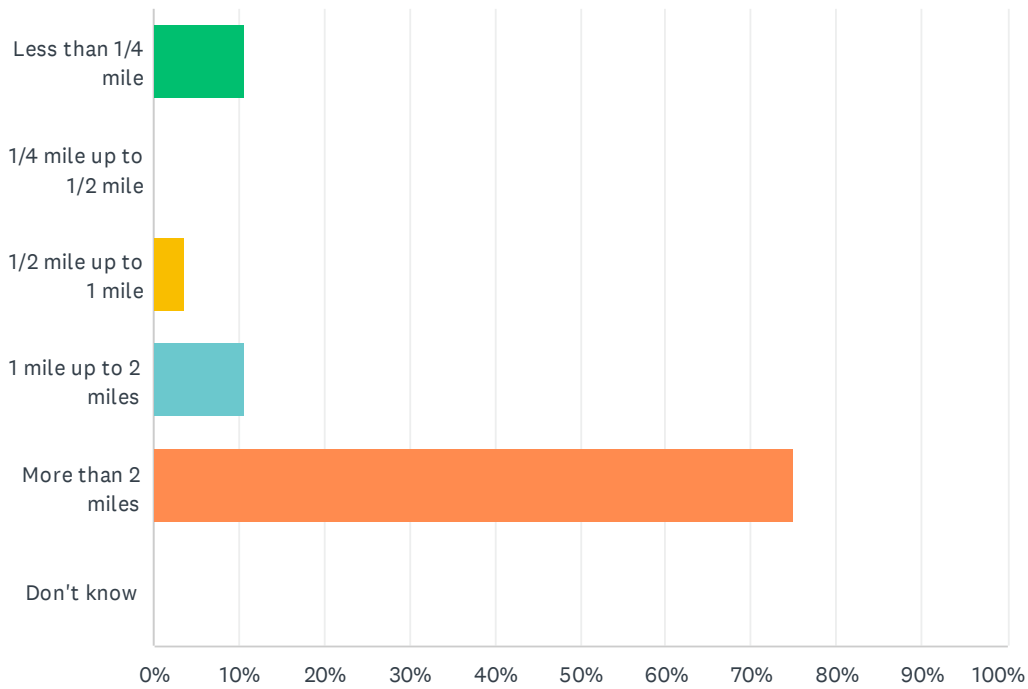
Answered: 28 Skipped: 0



ANSWER CHOICES	RESPONSES	
1	57.14%	16
2	28.57%	8
3	10.71%	3
4	3.57%	1
More than 4.	0.00%	0
<b>TOTAL</b>		<b>28</b>

### Q3 How far does your child live from school?

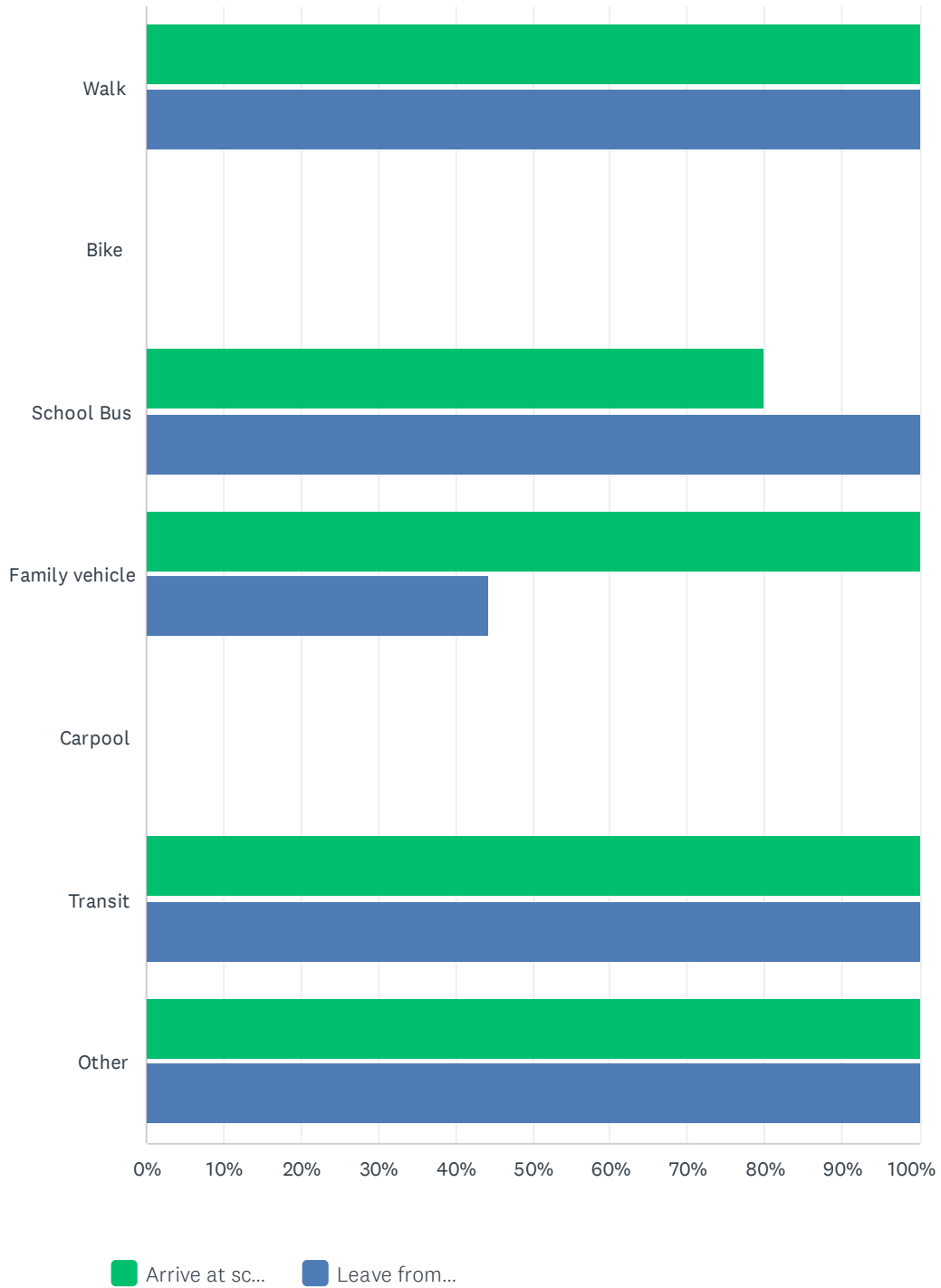
Answered: 28 Skipped: 0



ANSWER CHOICES	RESPONSES	
Less than 1/4 mile	10.71%	3
1/4 mile up to 1/2 mile	0.00%	0
1/2 mile up to 1 mile	3.57%	1
1 mile up to 2 miles	10.71%	3
More than 2 miles	75.00%	21
Don't know	0.00%	0
<b>TOTAL</b>		<b>28</b>

### Q4 On most days, how does your child arrive at and leave from school?

Answered: 28 Skipped: 0

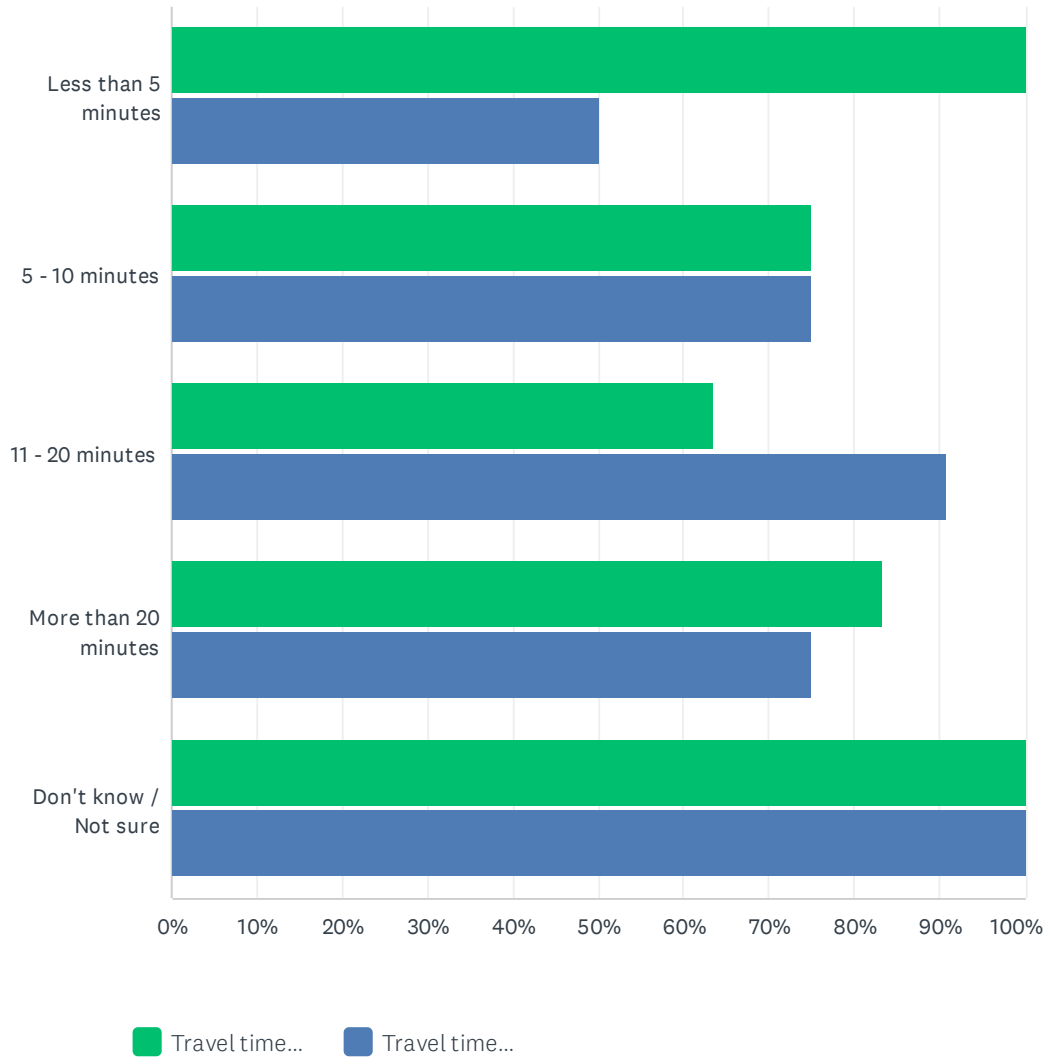


WR SRTS Parent Survey - THINK Academy

	ARRIVE AT SCHOOL	LEAVE FROM SCHOOL	TOTAL RESPONDENTS
Walk	100.00% 2	100.00% 2	2
Bike	0.00% 0	0.00% 0	0
School Bus	80.00% 16	100.00% 20	20
Family vehicle	100.00% 9	44.44% 4	9
Carpool	0.00% 0	0.00% 0	0
Transit	100.00% 1	100.00% 1	1
Other	100.00% 1	100.00% 1	1

## Q5 How long does it normally take your child to get to/from school?

Answered: 28 Skipped: 0

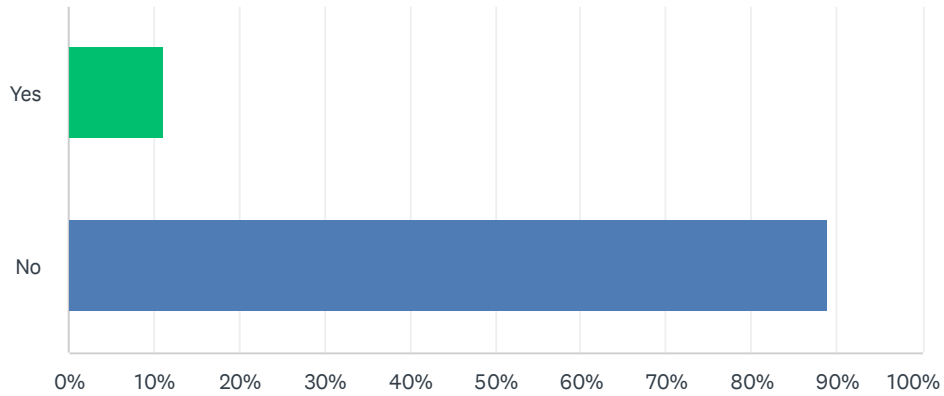


	TRAVEL TIME TO SCHOOL	TRAVEL TIME FROM SCHOOL	TOTAL RESPONDENTS
Less than 5 minutes	100.00% 6	50.00% 3	6
5 - 10 minutes	75.00% 3	75.00% 3	4
11 - 20 minutes	63.64% 7	90.91% 10	11
More than 20 minutes	83.33% 10	75.00% 9	12
Don't know / Not sure	100.00% 2	100.00% 2	2



## Q6 Has your child asked you for permission to walk or bike to/from school in the last year?

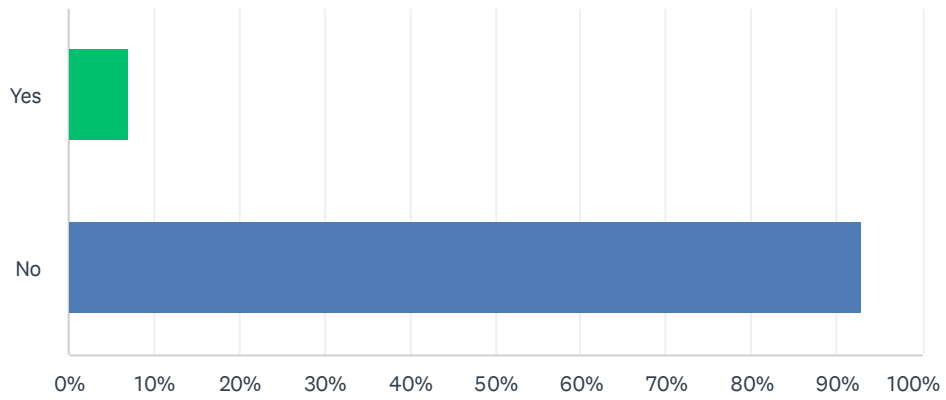
Answered: 27 Skipped: 1



ANSWER CHOICES	RESPONSES	
Yes	11.11%	3
No	88.89%	24
TOTAL		27

## Q7 My child already walks or bikes to/from school.

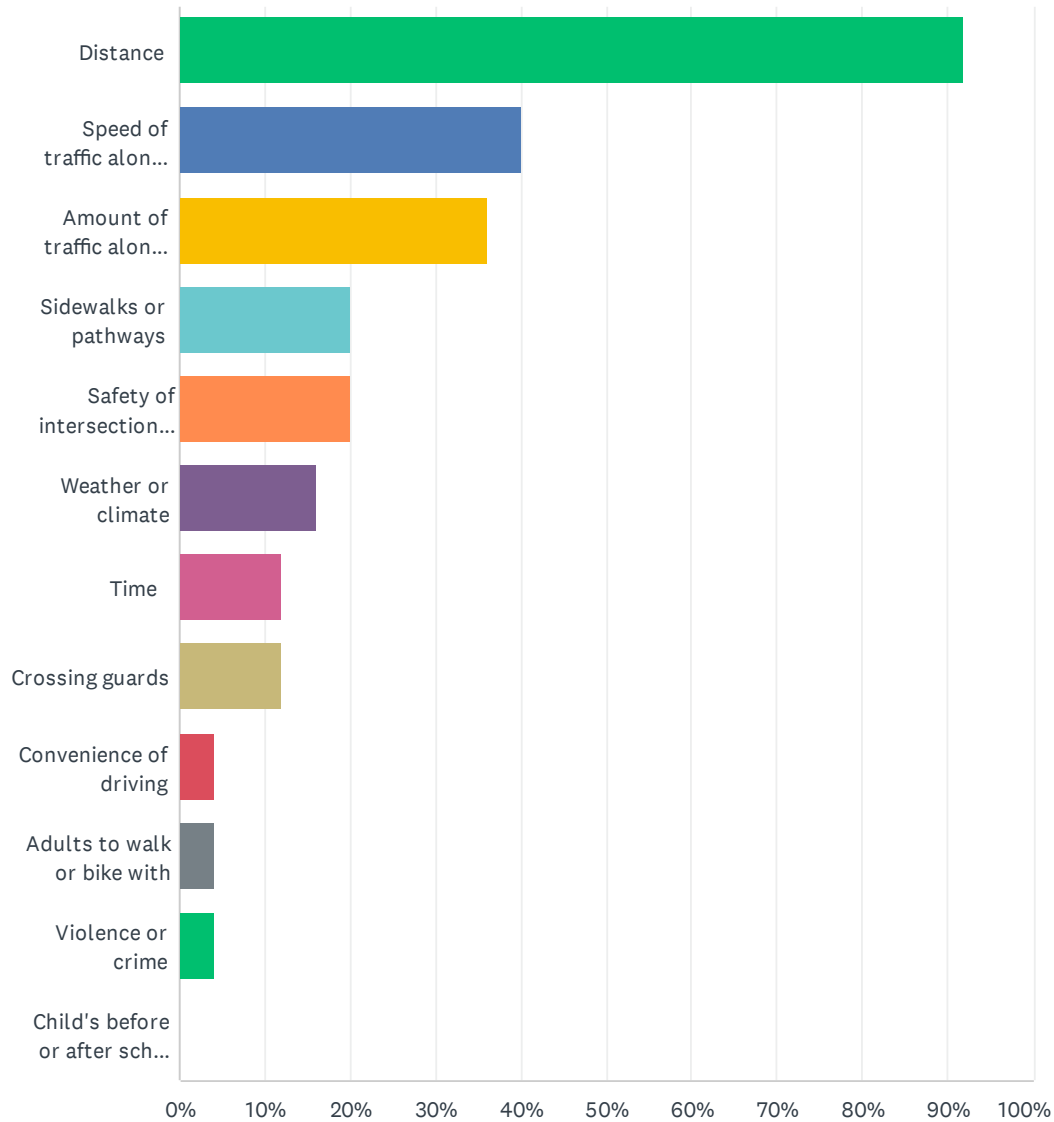
Answered: 28 Skipped: 0



ANSWER CHOICES	RESPONSES	
Yes	7.14%	2
No	92.86%	26
<b>TOTAL</b>		<b>28</b>

### Q8 Which of the following issues affected your decision to NOT allow your child to walk or bike to/from school? (Select ALL that apply.)

Answered: 25 Skipped: 3

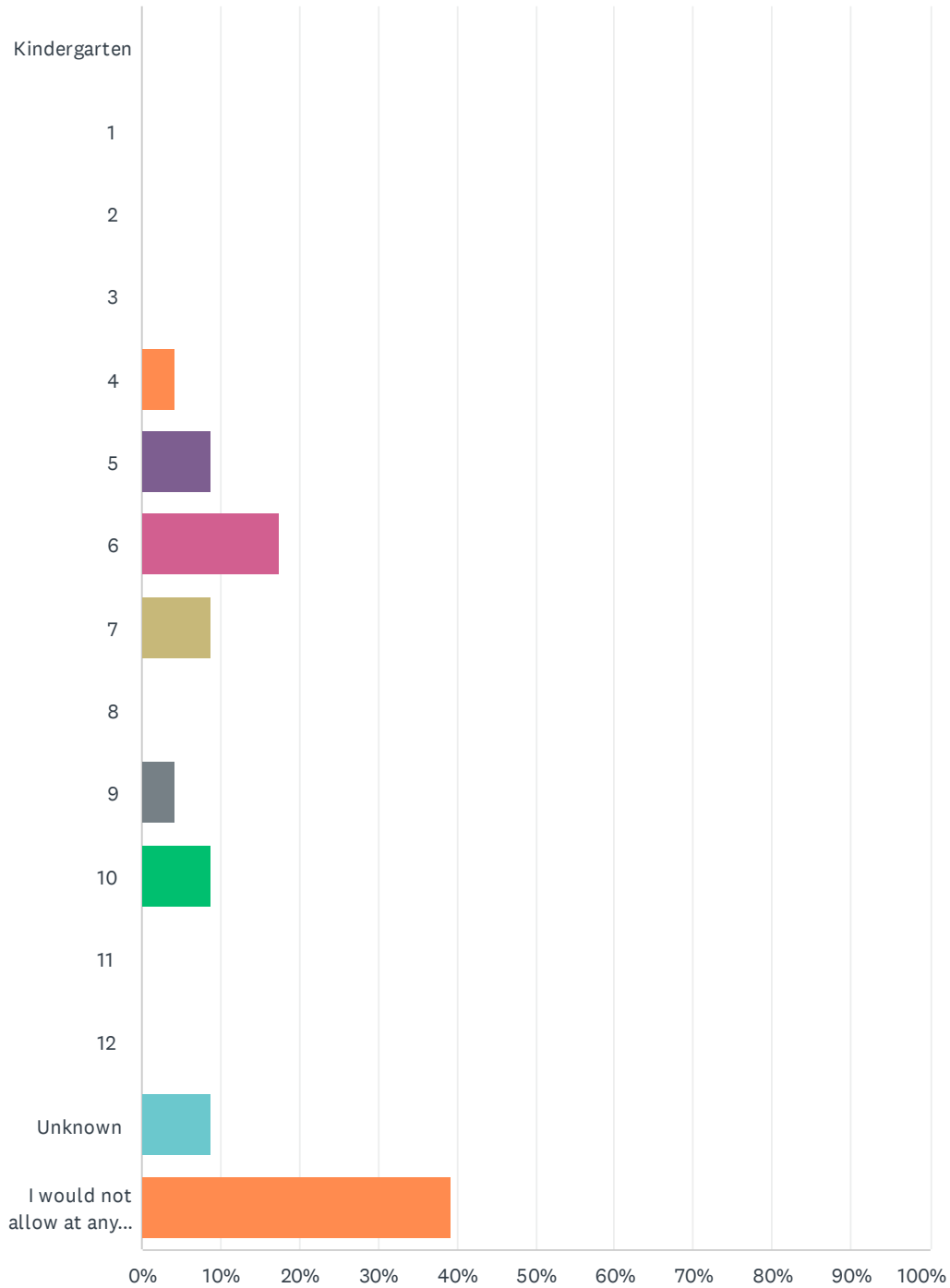


WR SRTS Parent Survey - THINK Academy

ANSWER CHOICES	RESPONSES	
Distance	92.00%	23
Speed of traffic along route	40.00%	10
Amount of traffic along route	36.00%	9
Sidewalks or pathways	20.00%	5
Safety of intersections and crossings	20.00%	5
Weather or climate	16.00%	4
Time	12.00%	3
Crossing guards	12.00%	3
Convenience of driving	4.00%	1
Adults to walk or bike with	4.00%	1
Violence or crime	4.00%	1
Child's before or after school activities	0.00%	0
Total Respondents: 25		

# Q9 At what grade would you allow your child to walk or bike to/from school alone?

Answered: 23 Skipped: 5



WR SRTS Parent Survey - THINK Academy

ANSWER CHOICES	RESPONSES	
Kindergarten	0.00%	0
1	0.00%	0
2	0.00%	0
3	0.00%	0
4	4.35%	1
5	8.70%	2
6	17.39%	4
7	8.70%	2
8	0.00%	0
9	4.35%	1
10	8.70%	2
11	0.00%	0
12	0.00%	0
Unknown	8.70%	2
I would not allow at any grade.	39.13%	9
<b>TOTAL</b>		<b>23</b>

#	(OPTIONAL) COMMENTS?	DATE
	There are no responses.	

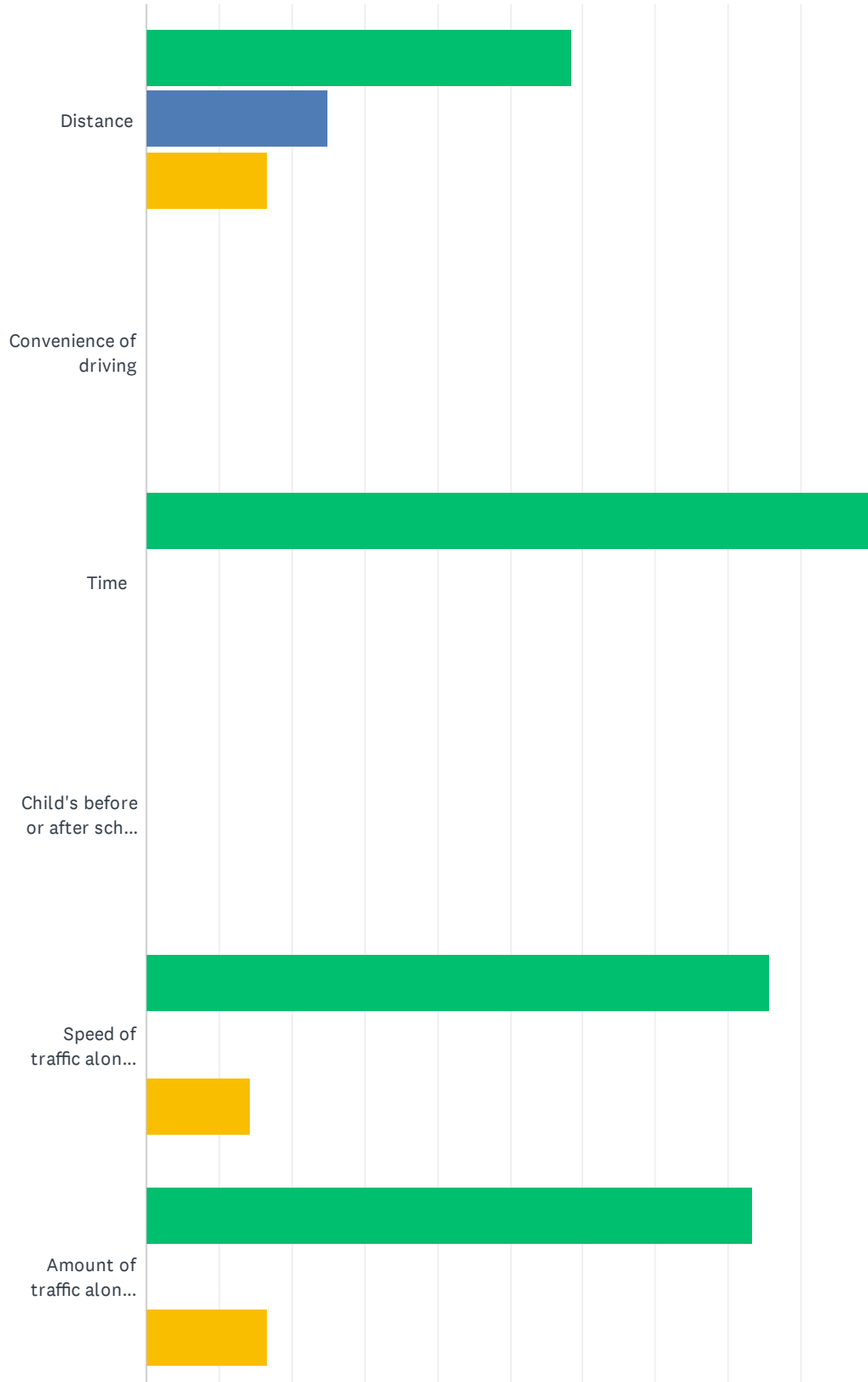
## Q10 Why do you not feel comfortable allowing your child to walk or bike at any grade?

Answered: 10 Skipped: 18

#	RESPONSES	DATE
1	Diatance	12/5/2023 9:00 AM
2	Safety	12/4/2023 9:12 AM
3	It's too far and almost all highways to get there	12/2/2023 10:45 AM
4	The distance	12/1/2023 2:09 PM
5	Live too far	11/29/2023 8:21 PM
6	Na	11/21/2023 9:25 AM
7	They are too little. Would have to walk or bike along the highway. We live in the country, not in town	11/20/2023 3:00 PM
8	I don't feel comfortable with the distance and child abductions.	11/20/2023 2:40 PM
9	Based on distance from school I would not allow. If we lived closer and no major roadways to cross I would reconsider.	11/20/2023 2:29 PM
10	Distance. I wouldn't let them even if we were close by, reasons being being kidnapped, getting hit by a vehicle	11/20/2023 1:55 PM

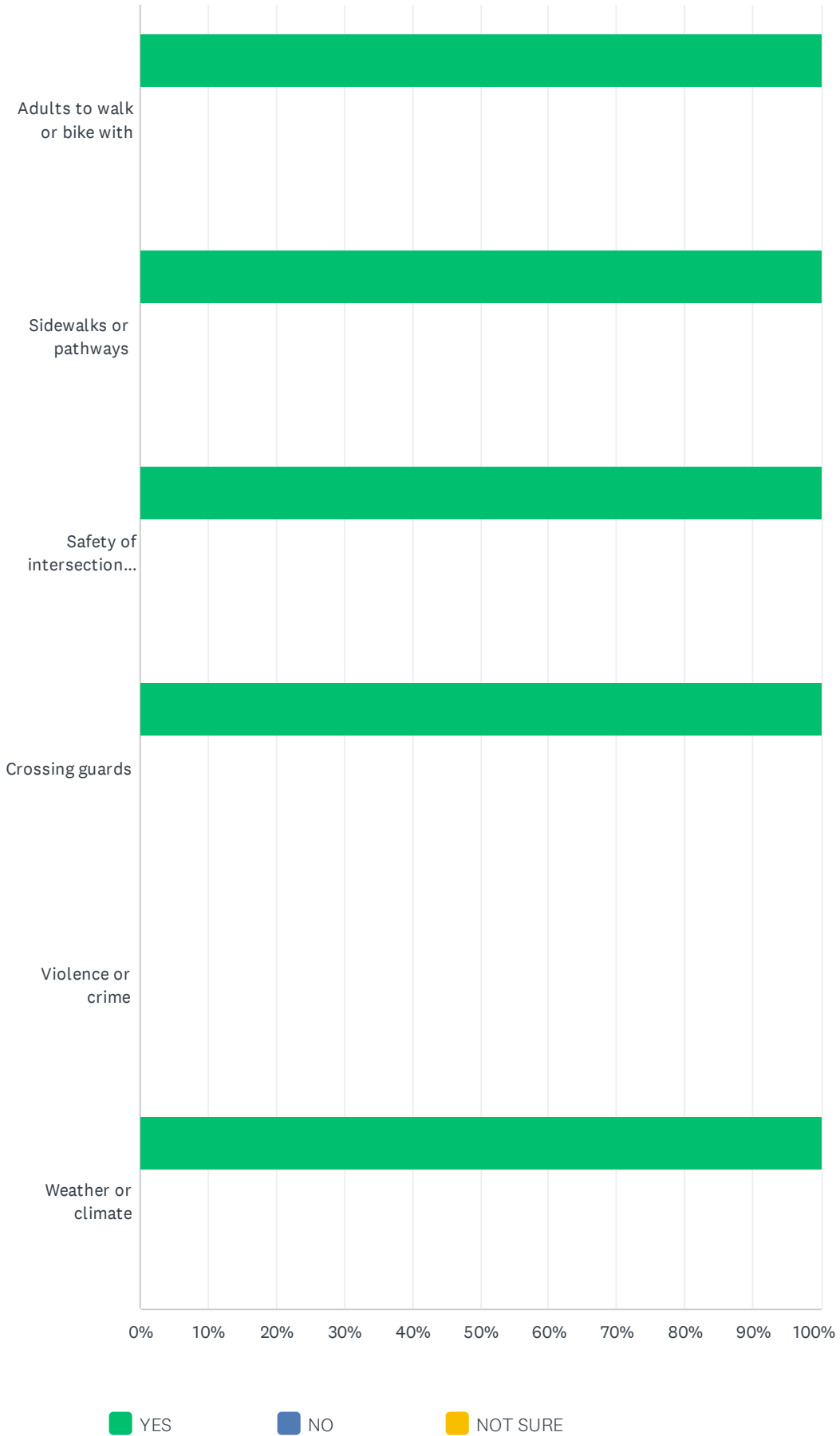
# Q11 Would you probably let your child walk or bike to/from school if this problem were changed or improved?

Answered: 14 Skipped: 14





# WR SRTS Parent Survey - THINK Academy

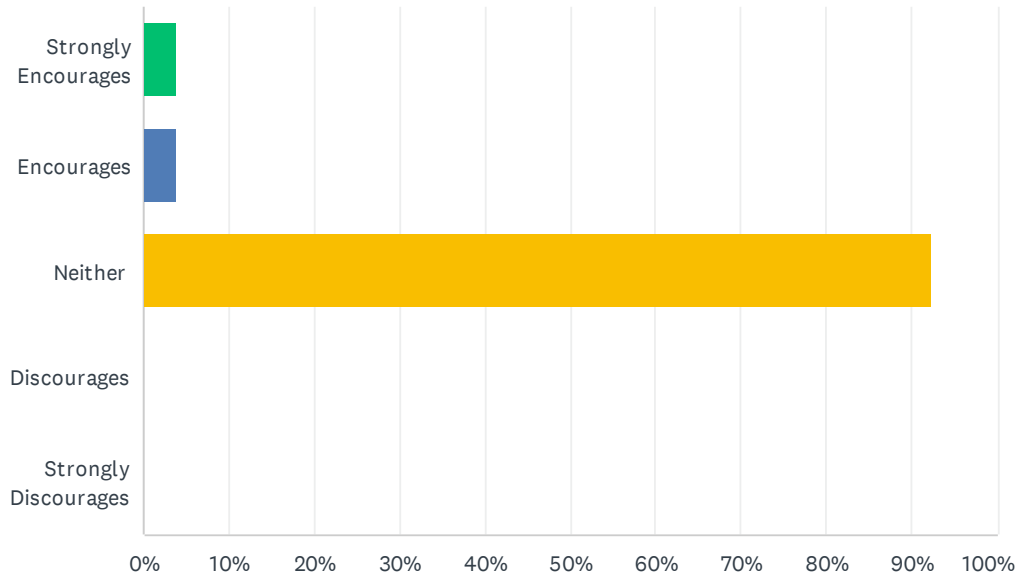


WR SRTS Parent Survey - THINK Academy

	YES	NO	NOT SURE	TOTAL
Distance	58.33% 7	25.00% 3	16.67% 2	12
Convenience of driving	0.00% 0	0.00% 0	0.00% 0	0
Time	100.00% 2	0.00% 0	0.00% 0	2
Child's before or after school activities	0.00% 0	0.00% 0	0.00% 0	0
Speed of traffic along route	85.71% 6	0.00% 0	14.29% 1	7
Amount of traffic along route	83.33% 5	0.00% 0	16.67% 1	6
Adults to walk or bike with	100.00% 1	0.00% 0	0.00% 0	1
Sidewalks or pathways	100.00% 5	0.00% 0	0.00% 0	5
Safety of intersections and crossings	100.00% 5	0.00% 0	0.00% 0	5
Crossing guards	100.00% 3	0.00% 0	0.00% 0	3
Violence or crime	0.00% 0	0.00% 0	0.00% 0	0
Weather or climate	100.00% 3	0.00% 0	0.00% 0	3

## Q12 In your opinion, how much does your child's school encourage or discourage walking and biking to/from school?

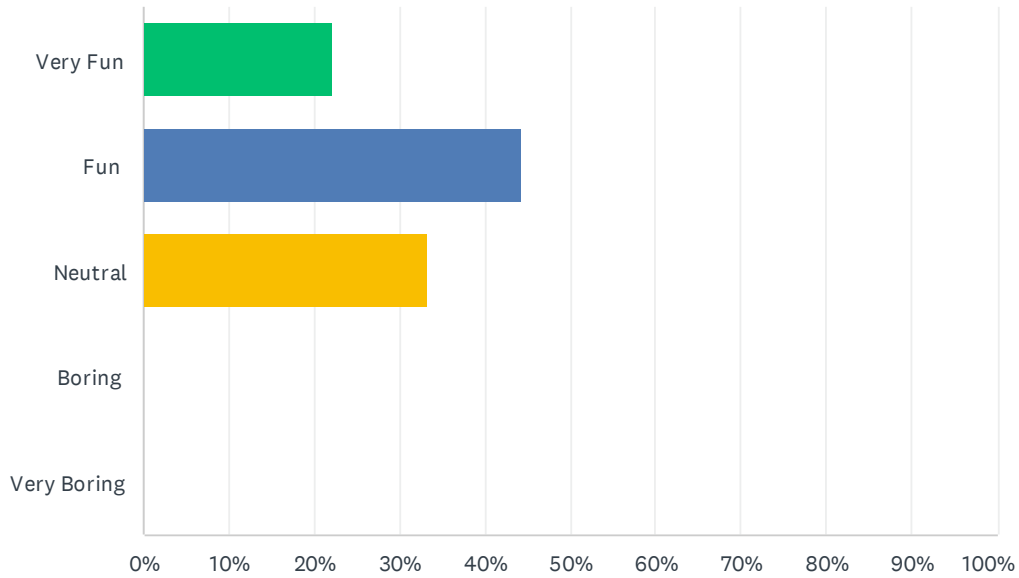
Answered: 26 Skipped: 2



ANSWER CHOICES	RESPONSES	
Strongly Encourages	3.85%	1
Encourages	3.85%	1
Neither	92.31%	24
Discourages	0.00%	0
Strongly Discourages	0.00%	0
<b>TOTAL</b>		<b>26</b>

### Q13 How much fun is walking or biking for your child?

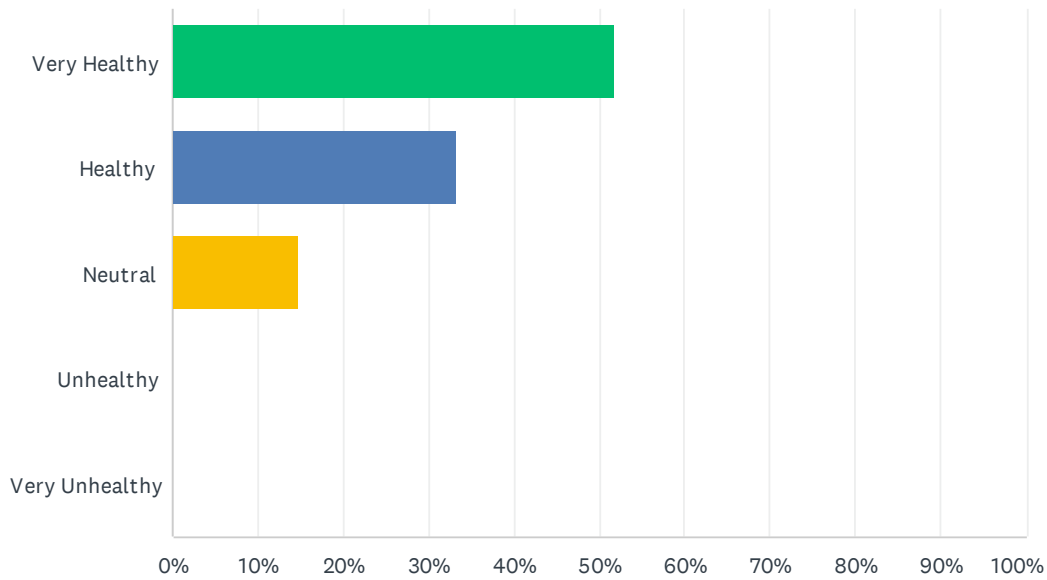
Answered: 27 Skipped: 1



ANSWER CHOICES	RESPONSES	
Very Fun	22.22%	6
Fun	44.44%	12
Neutral	33.33%	9
Boring	0.00%	0
Very Boring	0.00%	0
<b>TOTAL</b>		<b>27</b>

## Q14 How healthy is walking or biking for your child?

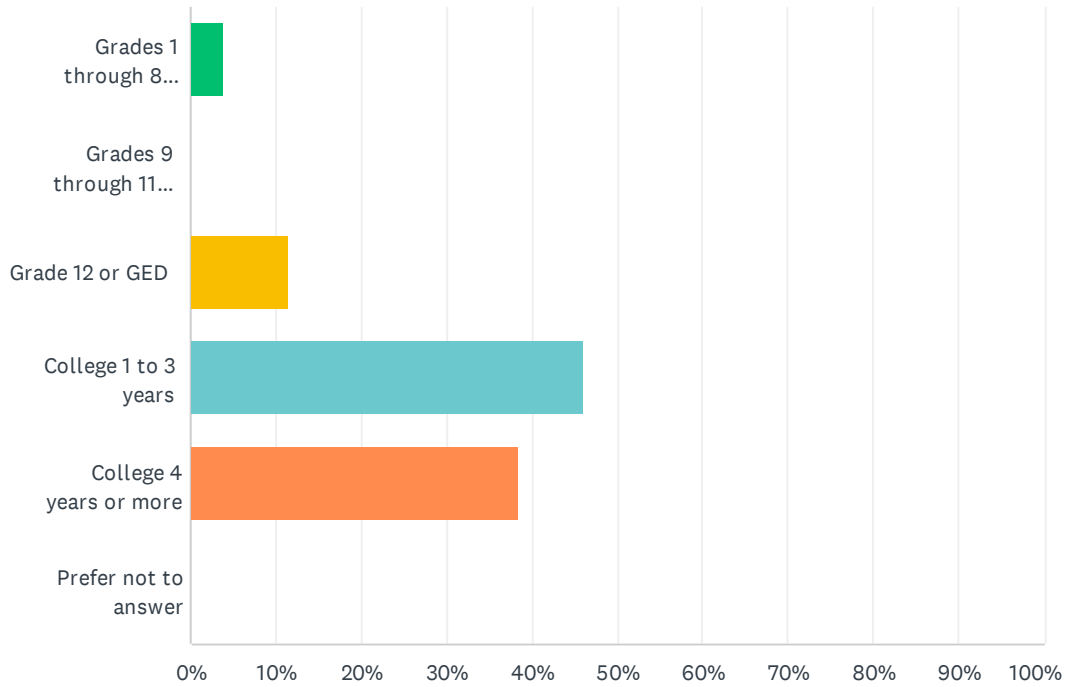
Answered: 27 Skipped: 1



ANSWER CHOICES	RESPONSES	
Very Healthy	51.85%	14
Healthy	33.33%	9
Neutral	14.81%	4
Unhealthy	0.00%	0
Very Unhealthy	0.00%	0
<b>TOTAL</b>		<b>27</b>

### Q15 What is the highest grade or year of school you completed?

Answered: 26 Skipped: 2



ANSWER CHOICES	RESPONSES	
Grades 1 through 8 (Elementary)	3.85%	1
Grades 9 through 11 (Some high school)	0.00%	0
Grade 12 or GED	11.54%	3
College 1 to 3 years	46.15%	12
College 4 years or more	38.46%	10
Prefer not to answer	0.00%	0
<b>TOTAL</b>		<b>26</b>

## Q16 Please provide any additional comments below:

Answered: 3 Skipped: 25

#	RESPONSES	DATE
1	My children live to far away to even consider biking/walking	11/21/2023 9:26 AM
2	We live in the country but the road along our house is 45mph and we find that people use it as a highway to get to town quicker vs taking the actual highway. They exceed speeds above 45 and it's scary as they drive by so as much as I'd love my kids to be able to ride bikes to school we cannot until things change.	11/20/2023 3:24 PM
3	Train crossings, lack of sidewalks, and lack of adult supervision at crossings is a huge consideration when contemplating whether or not to allow my child to walk/bike to school.	11/20/2023 2:15 PM