

Parent Survey Report

for Washington Elementary

November 2023

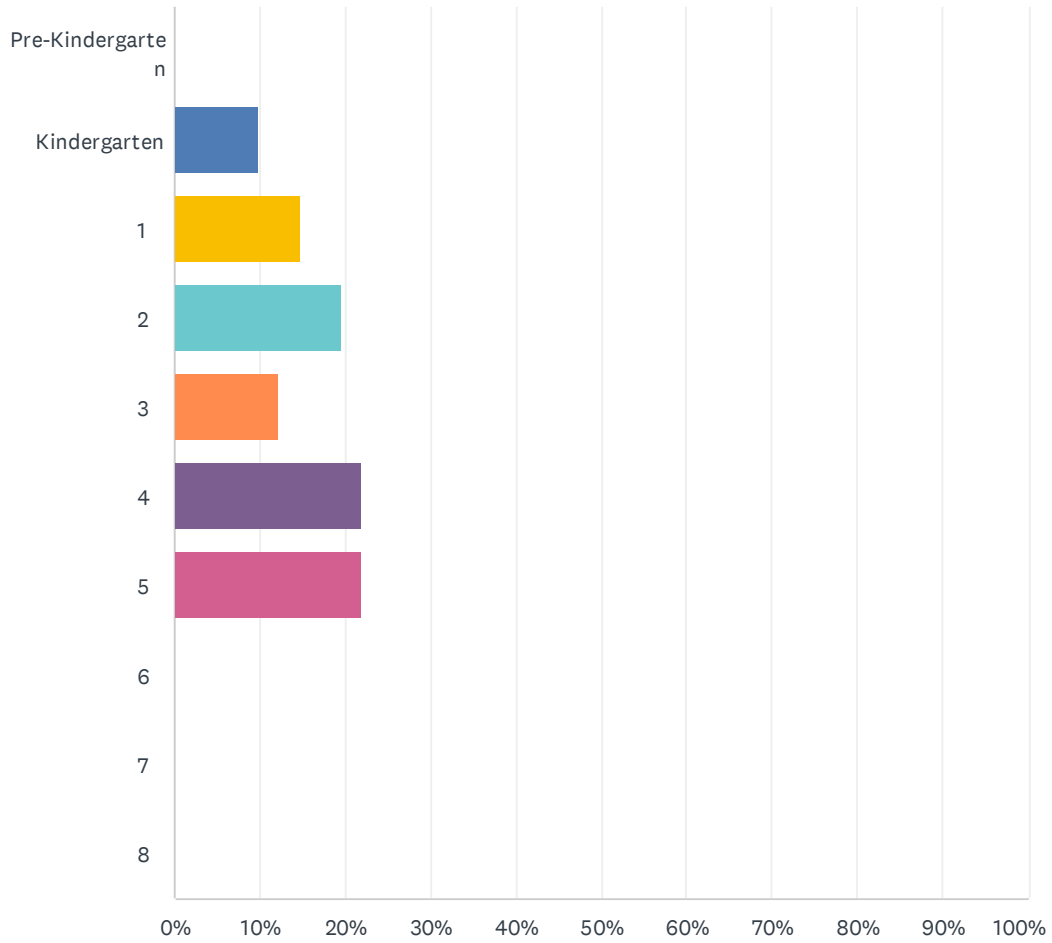
Insights

TOTAL RESPONSES 41	COMPLETION RATE ? 93%	TYPICAL TIME SPENT ? 2m:22s
-----------------------	---------------------------------------	---



Q1 What is the grade of the child for whom you are completing this survey?

Answered: 41 Skipped: 0

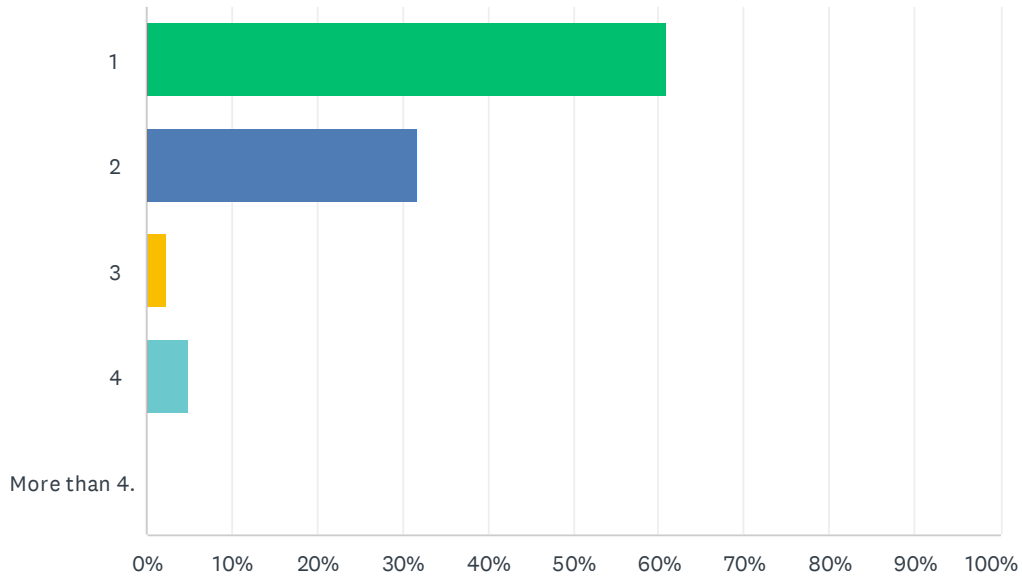


WR SRTS Parent Survey - Washington Elementary

ANSWER CHOICES	RESPONSES	
Pre-Kindergarten	0.00%	0
Kindergarten	9.76%	4
1	14.63%	6
2	19.51%	8
3	12.20%	5
4	21.95%	9
5	21.95%	9
6	0.00%	0
7	0.00%	0
8	0.00%	0
TOTAL	41	

Q2 How many children do you have at this school?

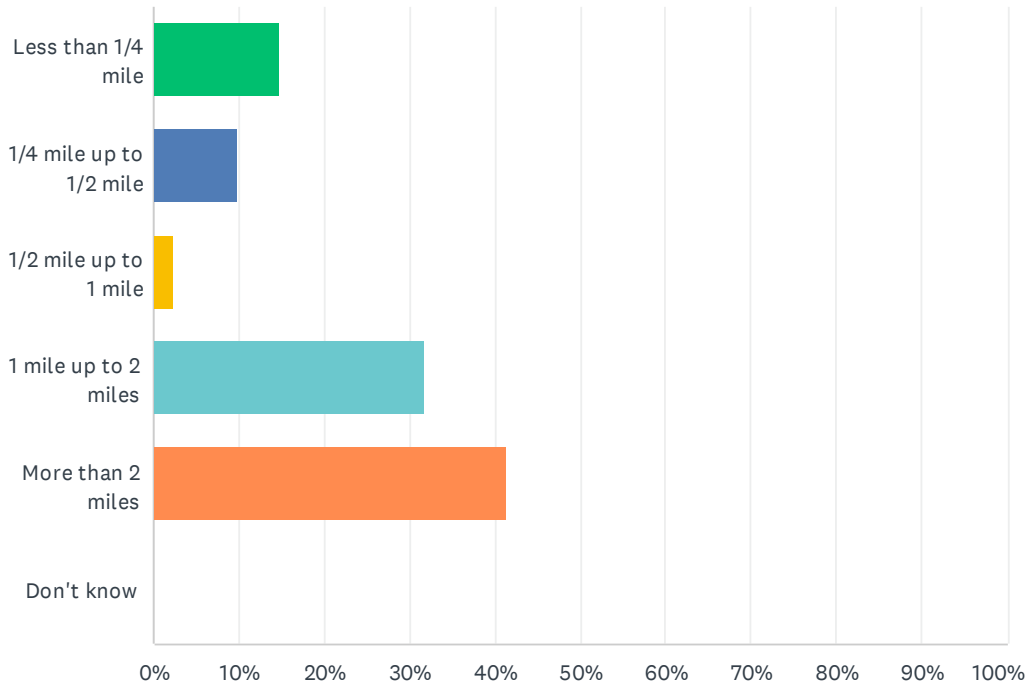
Answered: 41 Skipped: 0



ANSWER CHOICES	RESPONSES	
1	60.98%	25
2	31.71%	13
3	2.44%	1
4	4.88%	2
More than 4.	0.00%	0
TOTAL		41

Q3 How far does your child live from school?

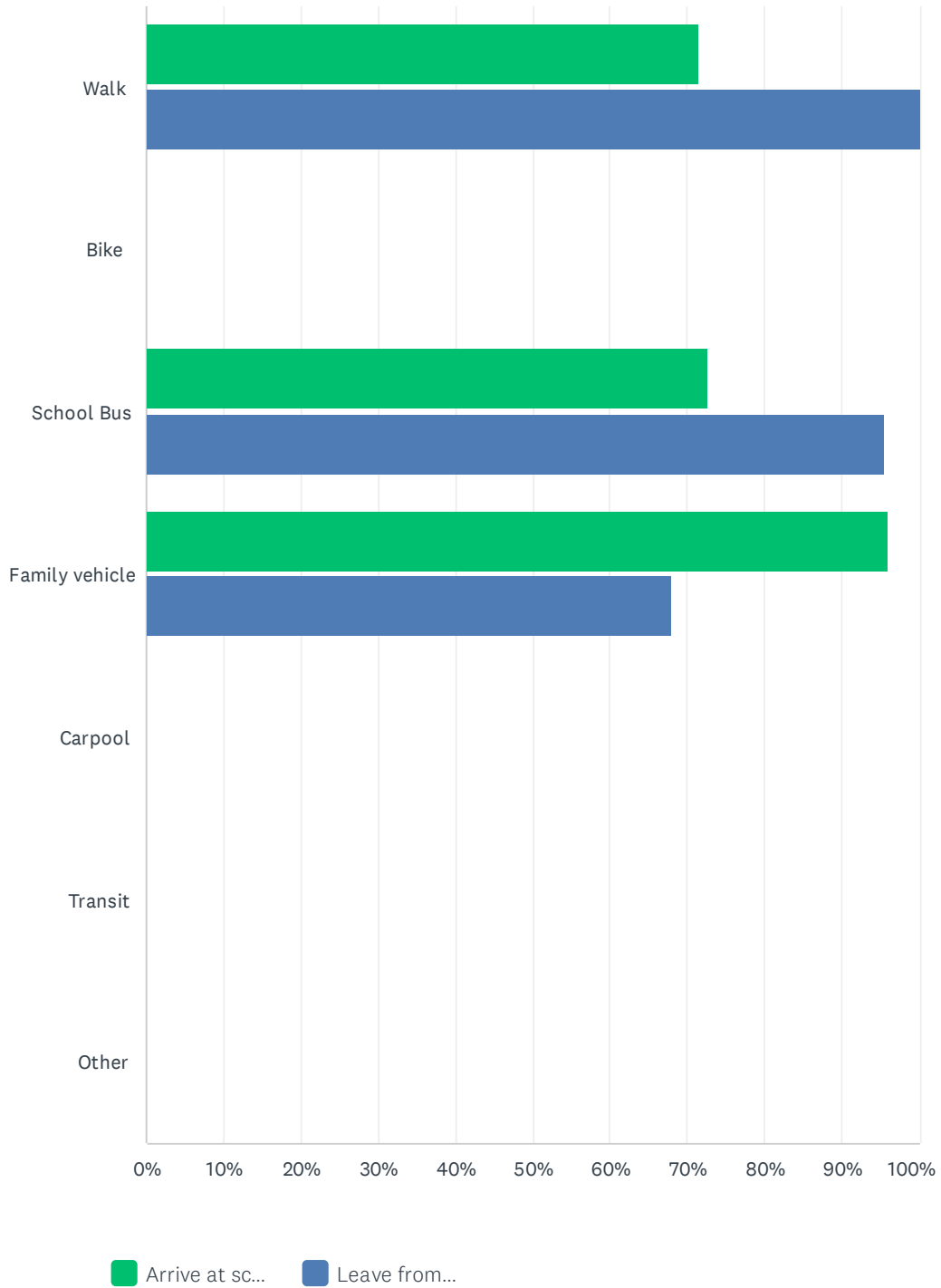
Answered: 41 Skipped: 0



ANSWER CHOICES	RESPONSES	
Less than 1/4 mile	14.63%	6
1/4 mile up to 1/2 mile	9.76%	4
1/2 mile up to 1 mile	2.44%	1
1 mile up to 2 miles	31.71%	13
More than 2 miles	41.46%	17
Don't know	0.00%	0
TOTAL		41

Q4 On most days, how does your child arrive at and leave from school?

Answered: 41 Skipped: 0

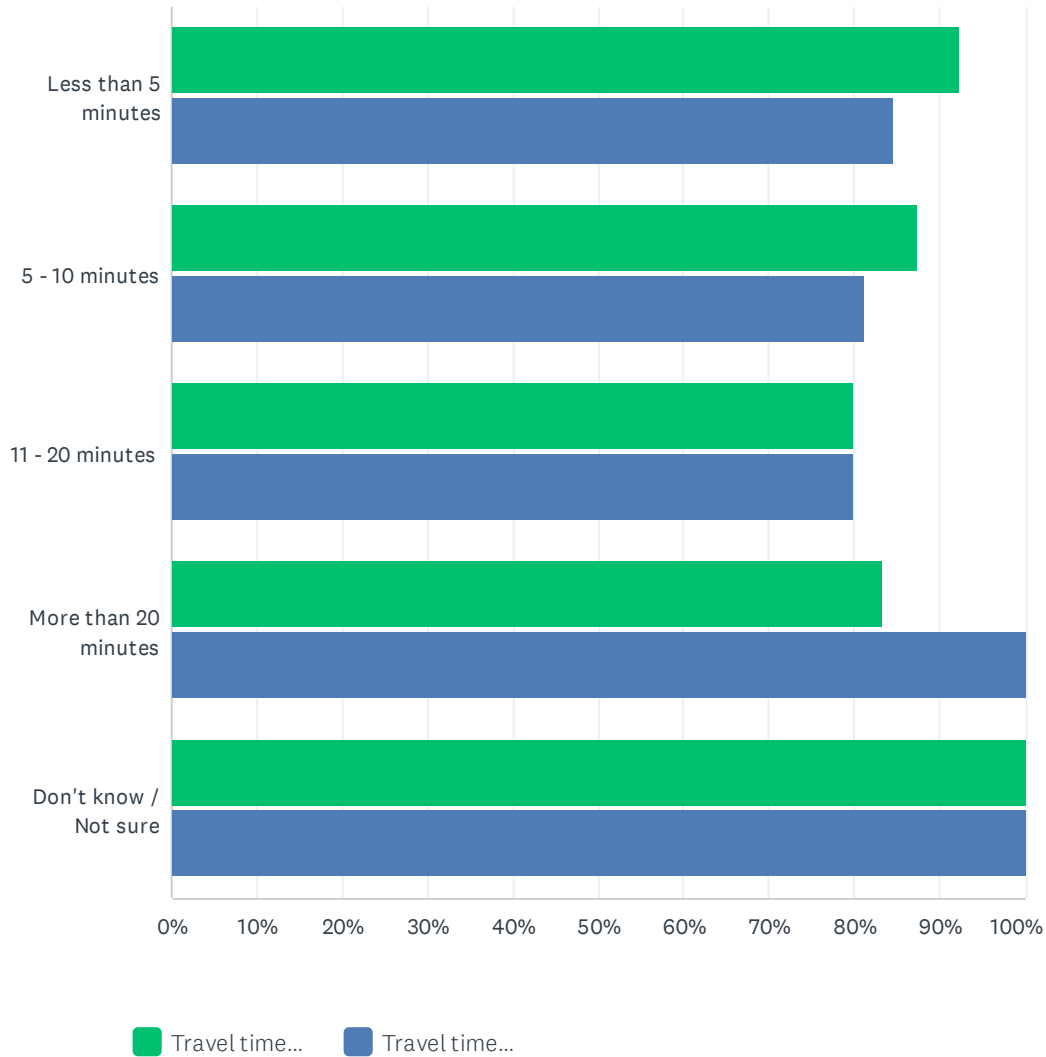


WR SRTS Parent Survey - Washington Elementary

	ARRIVE AT SCHOOL	LEAVE FROM SCHOOL	TOTAL RESPONDENTS
Walk	71.43% 5	100.00% 7	7
Bike	0.00% 0	0.00% 0	0
School Bus	72.73% 16	95.45% 21	22
Family vehicle	96.00% 24	68.00% 17	25
Carpool	0.00% 0	0.00% 0	0
Transit	0.00% 0	0.00% 0	0
Other	0.00% 0	0.00% 0	0

Q5 How long does it normally take your child to get to/from school?

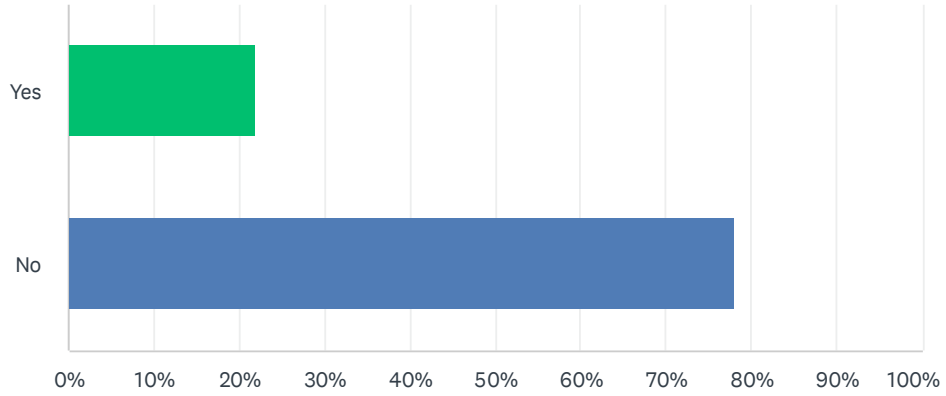
Answered: 40 Skipped: 1



	TRAVEL TIME TO SCHOOL	TRAVEL TIME FROM SCHOOL	TOTAL RESPONDENTS
Less than 5 minutes	92.31% 12	84.62% 11	13
5 - 10 minutes	87.50% 14	81.25% 13	16
11 - 20 minutes	80.00% 8	80.00% 8	10
More than 20 minutes	83.33% 5	100.00% 6	6
Don't know / Not sure	100.00% 2	100.00% 2	2

Q6 Has your child asked you for permission to walk or bike to/from school in the last year?

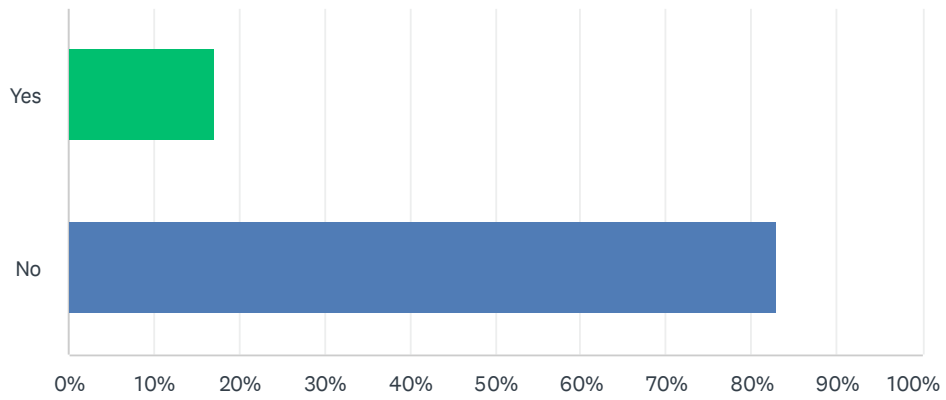
Answered: 41 Skipped: 0



ANSWER CHOICES	RESPONSES	
Yes	21.95%	9
No	78.05%	32
TOTAL		41

Q7 My child already walks or bikes to/from school.

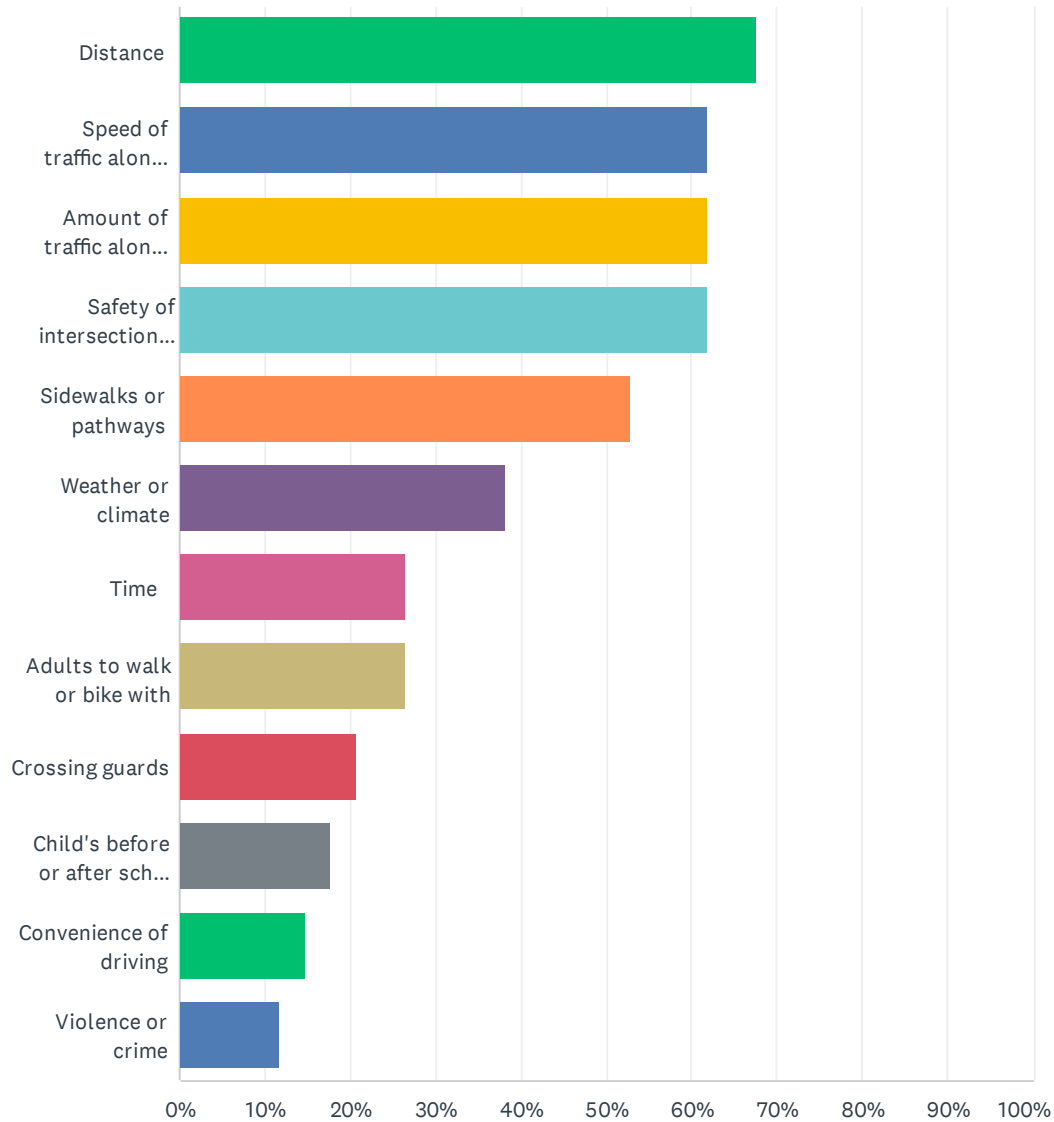
Answered: 41 Skipped: 0



ANSWER CHOICES	RESPONSES	
Yes	17.07%	7
No	82.93%	34
TOTAL		41

Q8 Which of the following issues affected your decision to NOT allow your child to walk or bike to/from school? (Select ALL that apply.)

Answered: 34 Skipped: 7

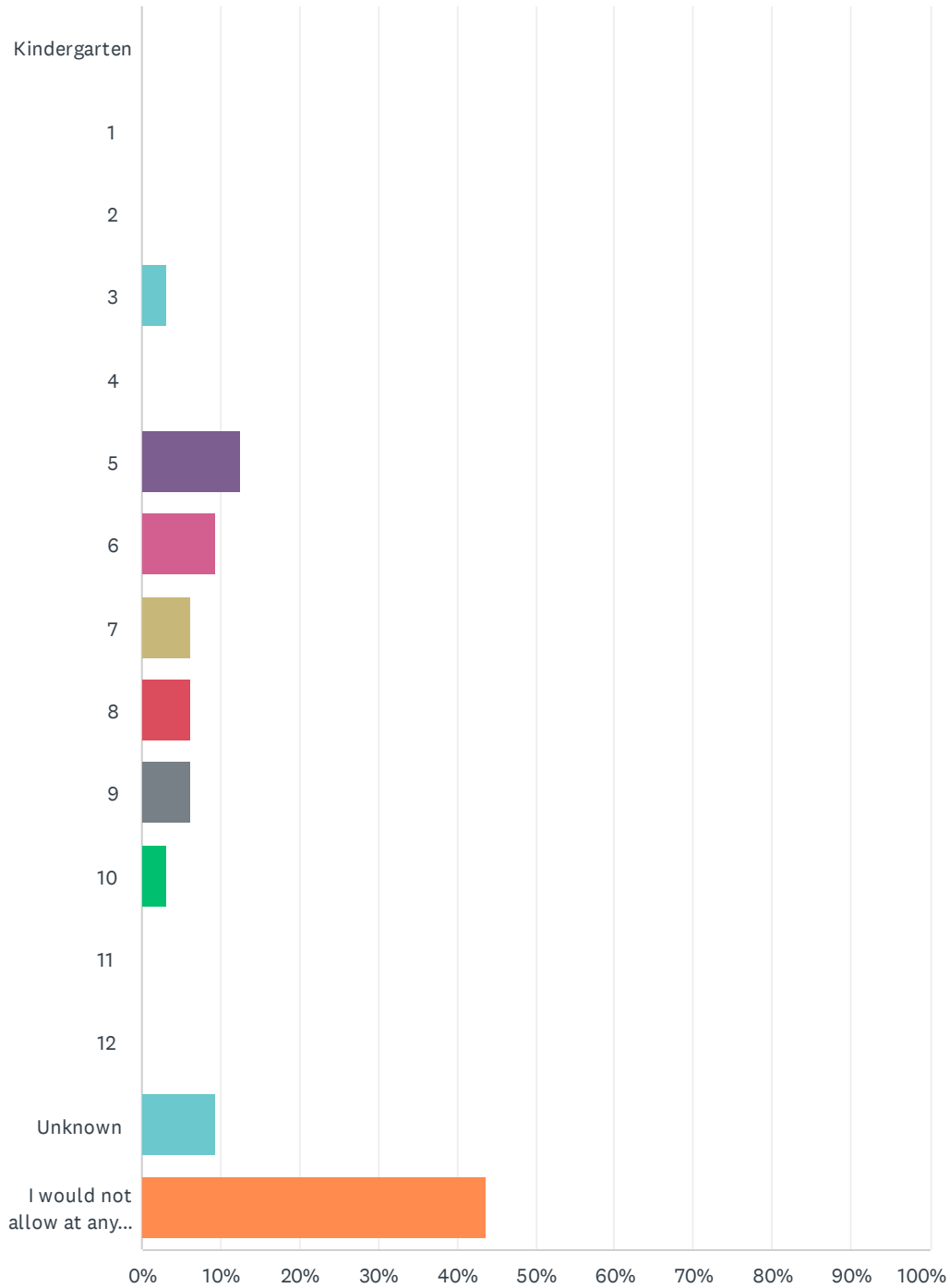


WR SRTS Parent Survey - Washington Elementary

ANSWER CHOICES	RESPONSES	
Distance	67.65%	23
Speed of traffic along route	61.76%	21
Amount of traffic along route	61.76%	21
Safety of intersections and crossings	61.76%	21
Sidewalks or pathways	52.94%	18
Weather or climate	38.24%	13
Time	26.47%	9
Adults to walk or bike with	26.47%	9
Crossing guards	20.59%	7
Child's before or after school activities	17.65%	6
Convenience of driving	14.71%	5
Violence or crime	11.76%	4
Total Respondents: 34		

Q9 At what grade would you allow your child to walk or bike to/from school alone?

Answered: 32 Skipped: 9



WR SRTS Parent Survey - Washington Elementary

ANSWER CHOICES	RESPONSES	
Kindergarten	0.00%	0
1	0.00%	0
2	0.00%	0
3	3.13%	1
4	0.00%	0
5	12.50%	4
6	9.38%	3
7	6.25%	2
8	6.25%	2
9	6.25%	2
10	3.13%	1
11	0.00%	0
12	0.00%	0
Unknown	9.38%	3
I would not allow at any grade.	43.75%	14
TOTAL		32

#	(OPTIONAL) COMMENTS?	DATE
	There are no responses.	

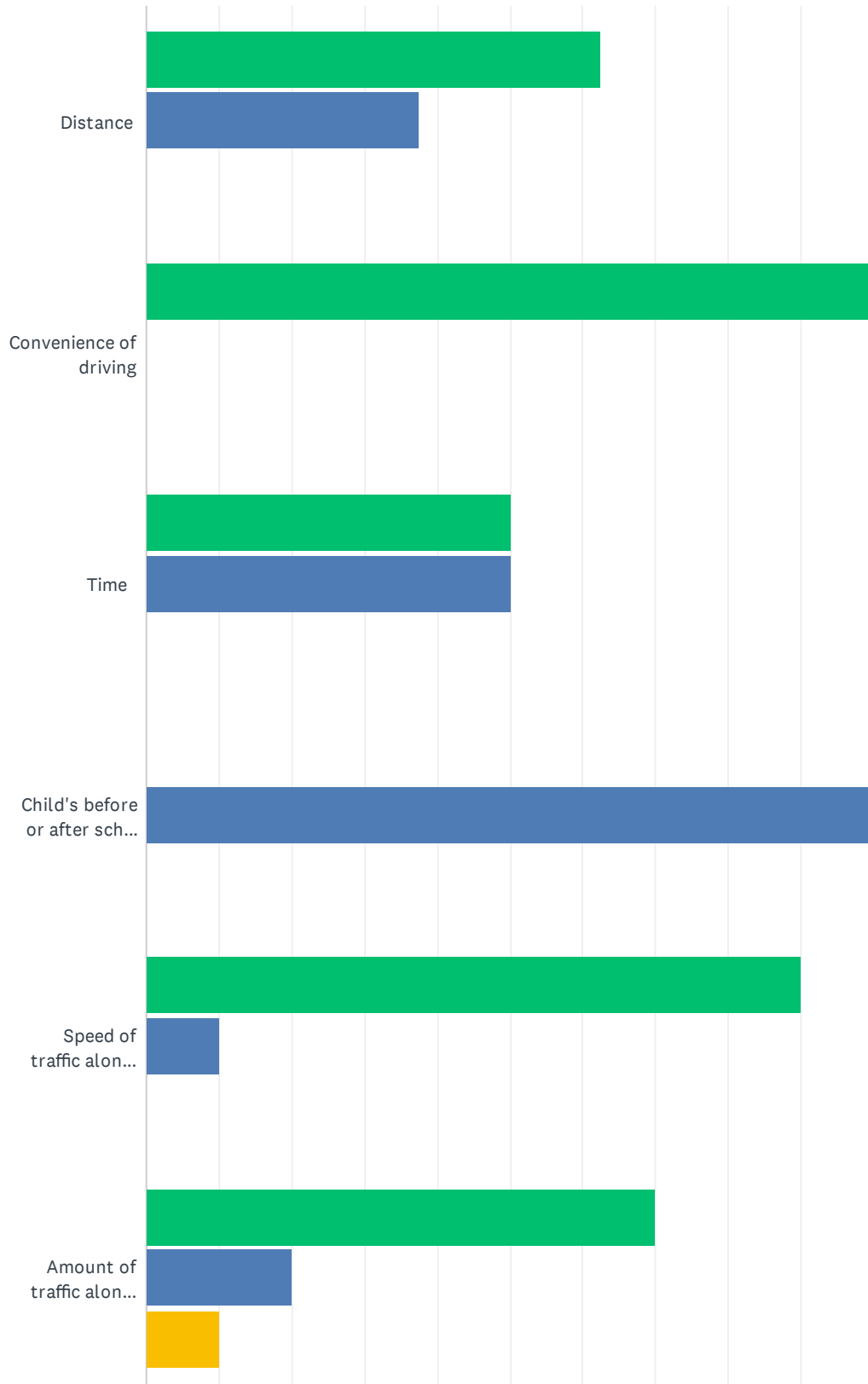
Q10 Why do you not feel comfortable allowing your child to walk or bike at any grade?

Answered: 14 Skipped: 27

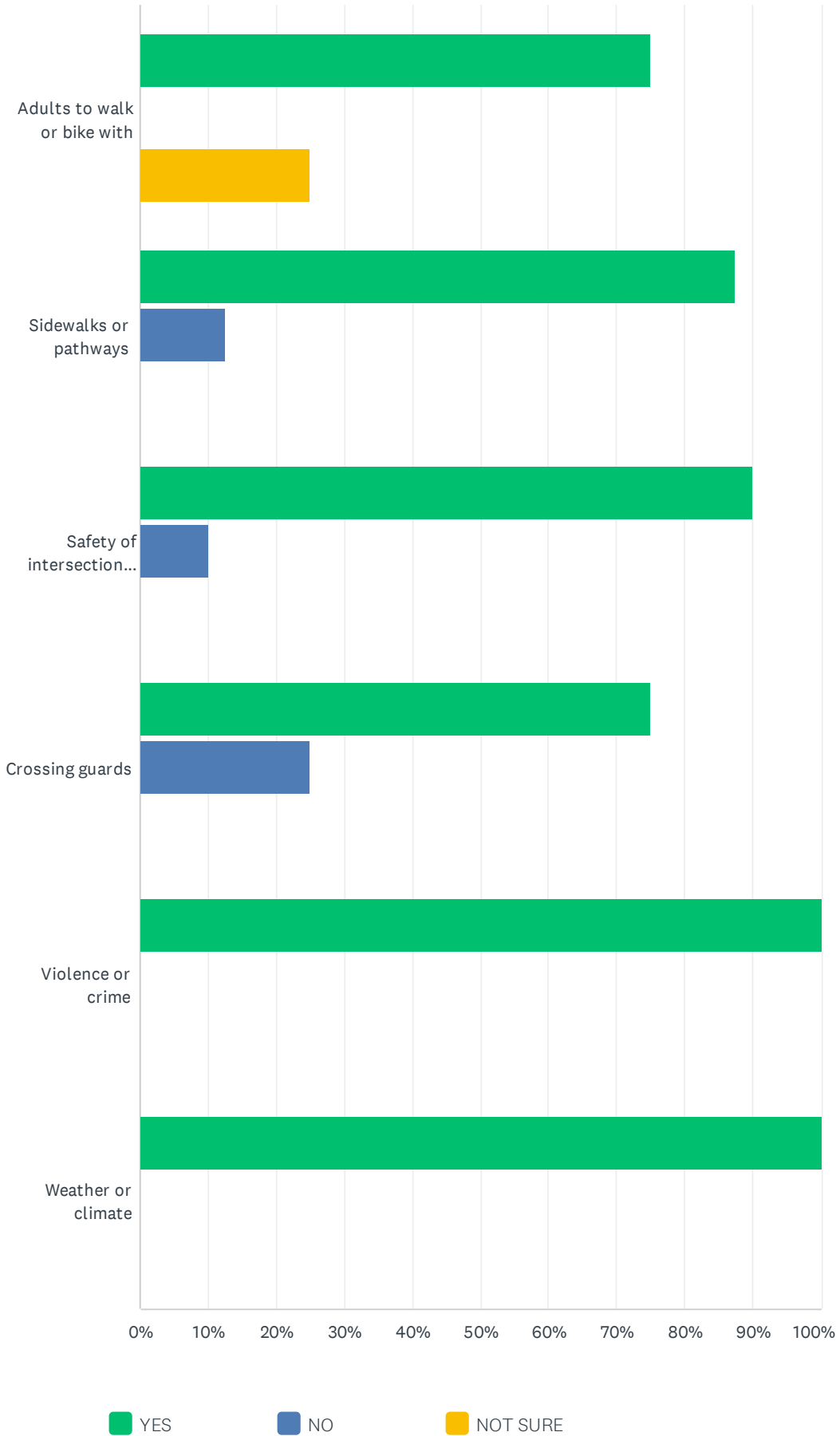
#	RESPONSES	DATE
1	Too far from home, would take too long and no sidewalks	11/13/2023 11:22 AM
2	Worry about someone taking child when older. Also distance, but if we were closer I still wouldn't allow if alone.	11/13/2023 10:08 AM
3	To far.	11/2/2023 3:48 PM
4	To much traffic	11/1/2023 9:24 AM
5	Too many safety concerns and our hazardous road	11/1/2023 9:10 AM
6	My child is allergic to cold. If he walked when it was really cold he would break out in hives or worse.	11/1/2023 8:58 AM
7	There is a lot of safety concerns. Kidnapping, getting hit by a car, bullying, getting lost, etc.	11/1/2023 8:09 AM
8	Would need to walk on too busy of road	11/1/2023 8:05 AM
9	We live too far away from school.	11/1/2023 8:02 AM
10	I don't trust people	11/1/2023 8:02 AM
11	We live too far from school. If they want to bike to Lincoln in the future, I would entertain the idea.	10/29/2023 11:55 AM
12	We live too far away.	10/28/2023 8:22 AM
13	Safety.	10/26/2023 6:53 PM
14	Busy streets, weather, crimes, busy with sport after school	10/26/2023 5:30 PM

Q11 Would you probably let your child walk or bike to/from school if this problem were changed or improved?

Answered: 17 Skipped: 24



WR SRTS Parent Survey - Washington Elementary

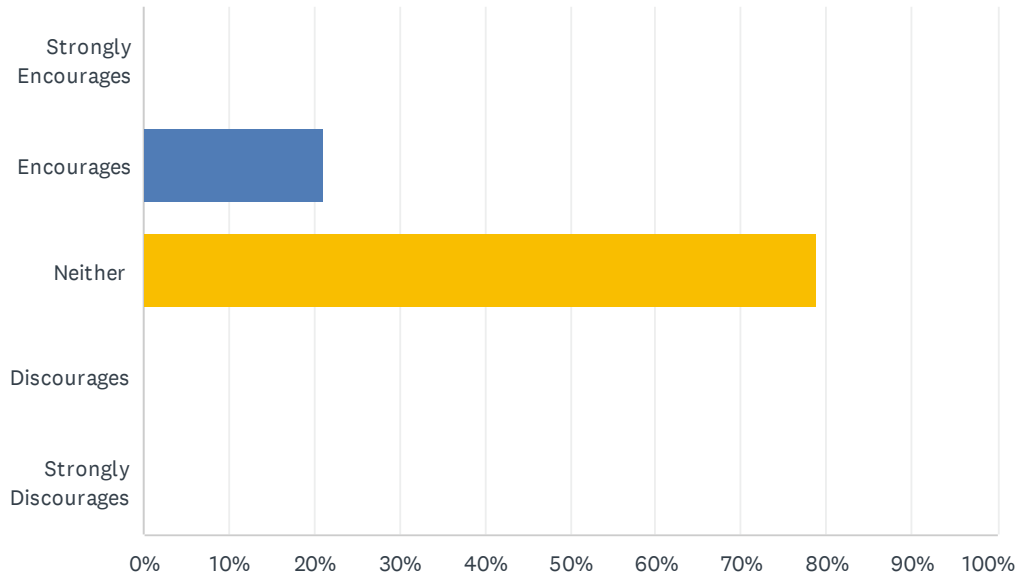


WR SRTS Parent Survey - Washington Elementary

	YES	NO	NOT SURE	TOTAL
Distance	62.50% 5	37.50% 3	0.00% 0	8
Convenience of driving	100.00% 2	0.00% 0	0.00% 0	2
Time	50.00% 3	50.00% 3	0.00% 0	6
Child's before or after school activities	0.00% 0	100.00% 1	0.00% 0	1
Speed of traffic along route	90.00% 9	10.00% 1	0.00% 0	10
Amount of traffic along route	70.00% 7	20.00% 2	10.00% 1	10
Adults to walk or bike with	75.00% 3	0.00% 0	25.00% 1	4
Sidewalks or pathways	87.50% 7	12.50% 1	0.00% 0	8
Safety of intersections and crossings	90.00% 9	10.00% 1	0.00% 0	10
Crossing guards	75.00% 3	25.00% 1	0.00% 0	4
Violence or crime	100.00% 2	0.00% 0	0.00% 0	2
Weather or climate	100.00% 5	0.00% 0	0.00% 0	5

Q12 In your opinion, how much does your child's school encourage or discourage walking and biking to/from school?

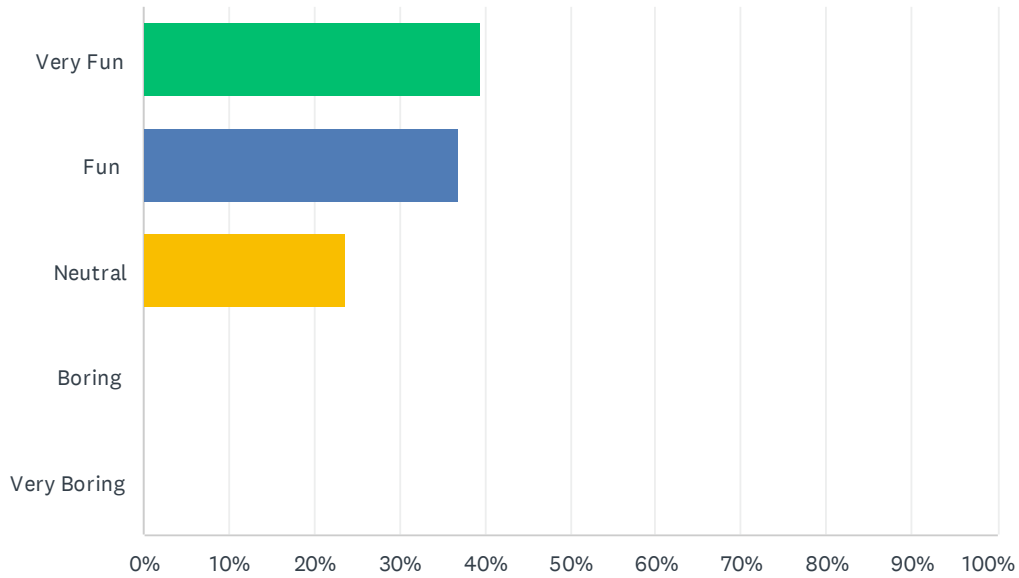
Answered: 38 Skipped: 3



ANSWER CHOICES	RESPONSES	
Strongly Encourages	0.00%	0
Encourages	21.05%	8
Neither	78.95%	30
Discourages	0.00%	0
Strongly Discourages	0.00%	0
TOTAL		38

Q13 How much fun is walking or biking for your child?

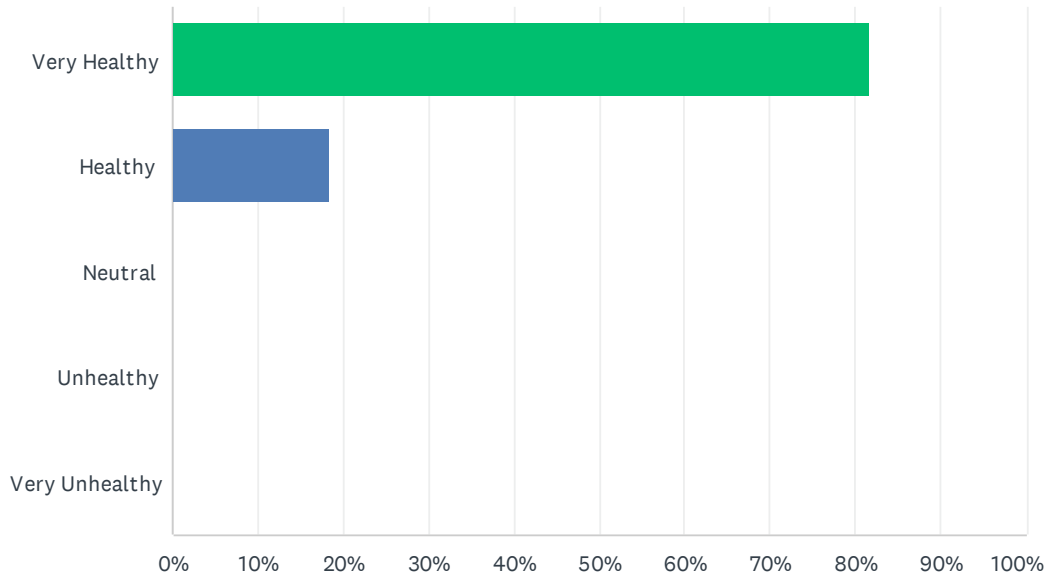
Answered: 38 Skipped: 3



ANSWER CHOICES	RESPONSES	
Very Fun	39.47%	15
Fun	36.84%	14
Neutral	23.68%	9
Boring	0.00%	0
Very Boring	0.00%	0
TOTAL		38

Q14 How healthy is walking or biking for your child?

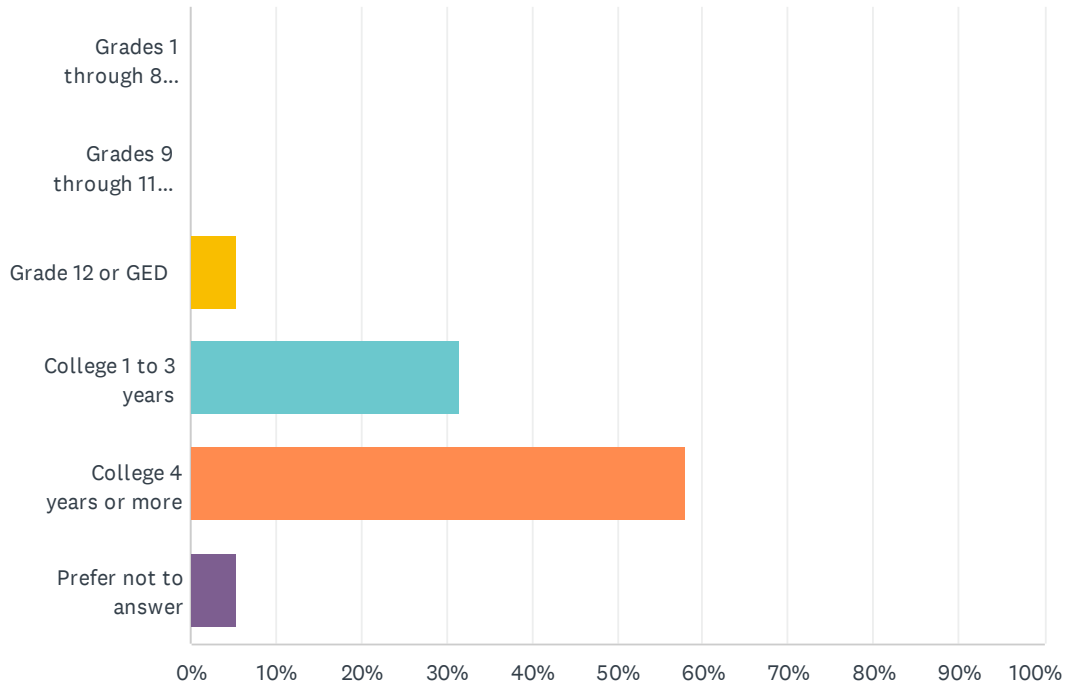
Answered: 38 Skipped: 3



ANSWER CHOICES	RESPONSES	
Very Healthy	81.58%	31
Healthy	18.42%	7
Neutral	0.00%	0
Unhealthy	0.00%	0
Very Unhealthy	0.00%	0
TOTAL		38

Q15 What is the highest grade or year of school you completed?

Answered: 38 Skipped: 3



ANSWER CHOICES	RESPONSES	
Grades 1 through 8 (Elementary)	0.00%	0
Grades 9 through 11 (Some high school)	0.00%	0
Grade 12 or GED	5.26%	2
College 1 to 3 years	31.58%	12
College 4 years or more	57.89%	22
Prefer not to answer	5.26%	2
TOTAL		38

Q16 Please provide any additional comments below:

Answered: 6 Skipped: 35

#	RESPONSES	DATE
1	We are a boundary exception for this school and walking/biking is just too far.	11/6/2023 8:20 AM
2	There should always be a cross walk guard to cross kids!	11/4/2023 9:37 AM
3	The bus route my child takes too/from school is excessive at 45+minutes. They could be the 2nd off yet the bus turns just prior to our location and takes a diff route putting them as the last off.	11/1/2023 9:12 AM
4	To summarize, the biggest issue is the distance away from school. I feel to only way to allow this for our family would be to move closer to our kids' school or have the elementary school opened closer to our home.	11/1/2023 8:11 AM
5	My Child would have to cross State Highway 54 at Chestnut to walk or bike. That's just not safe even with lights there, it wouldn't be an intersection I would be comfortable with a grade schooler crossing!	11/1/2023 8:05 AM
6	I have said for a long time that there needs to be sidewalks around this school and to the mJor apartment complexes by it for years; not only for the children, but the seniors that live nearby and lack access to sidewalks, too. This community would greatly benefit by improved conditions here.	10/26/2023 6:01 PM