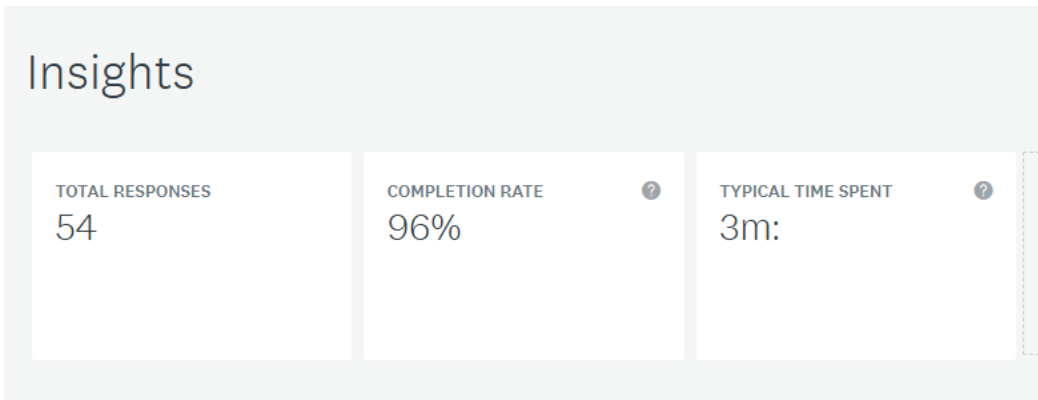


Parent Survey Report

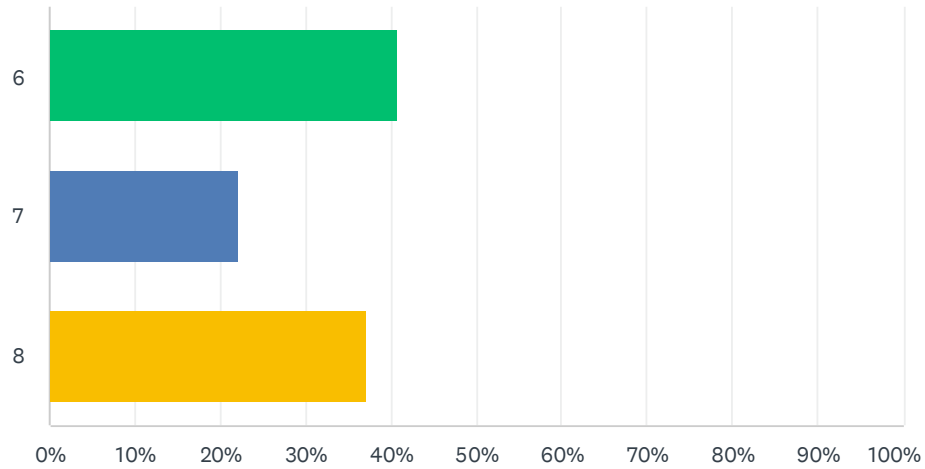
for James Williams Middle School

October 2023



Q1 What is the grade of the child for whom you are completing this survey?

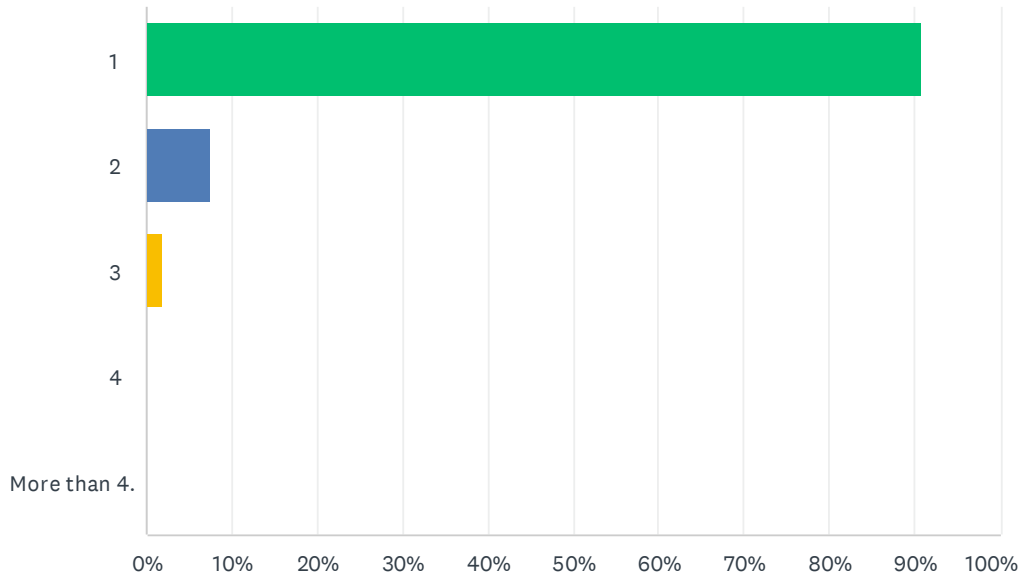
Answered: 54 Skipped: 0



| ANSWER CHOICES | RESPONSES | |
|----------------|-----------|----|
| 6 | 40.74% | 22 |
| 7 | 22.22% | 12 |
| 8 | 37.04% | 20 |
| TOTAL | | 54 |

Q2 How many children do you have at this school?

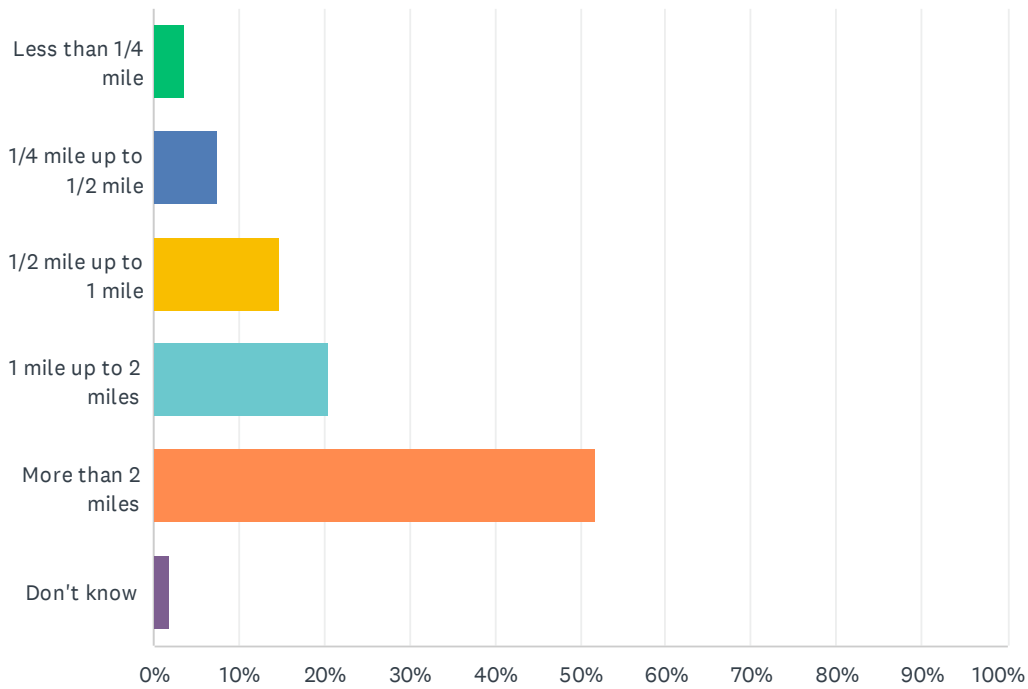
Answered: 54 Skipped: 0



| ANSWER CHOICES | RESPONSES | |
|----------------|-----------|-----------|
| 1 | 90.74% | 49 |
| 2 | 7.41% | 4 |
| 3 | 1.85% | 1 |
| 4 | 0.00% | 0 |
| More than 4. | 0.00% | 0 |
| TOTAL | | 54 |

Q3 How far does your child live from school?

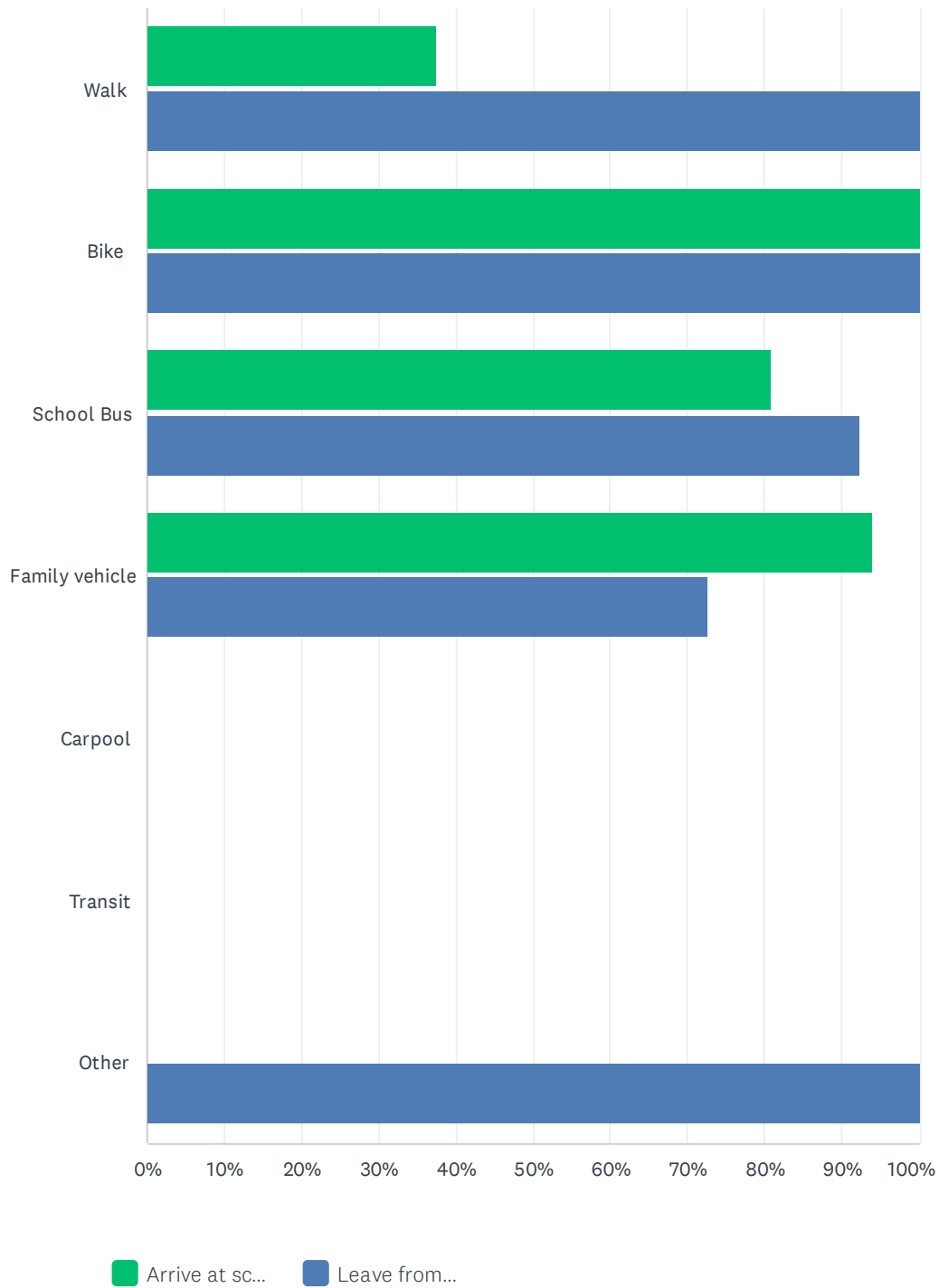
Answered: 54 Skipped: 0



| ANSWER CHOICES | RESPONSES | |
|-------------------------|-----------|-----------|
| Less than 1/4 mile | 3.70% | 2 |
| 1/4 mile up to 1/2 mile | 7.41% | 4 |
| 1/2 mile up to 1 mile | 14.81% | 8 |
| 1 mile up to 2 miles | 20.37% | 11 |
| More than 2 miles | 51.85% | 28 |
| Don't know | 1.85% | 1 |
| TOTAL | | 54 |

Q4 On most days, how does your child arrive at and leave from school?

Answered: 54 Skipped: 0

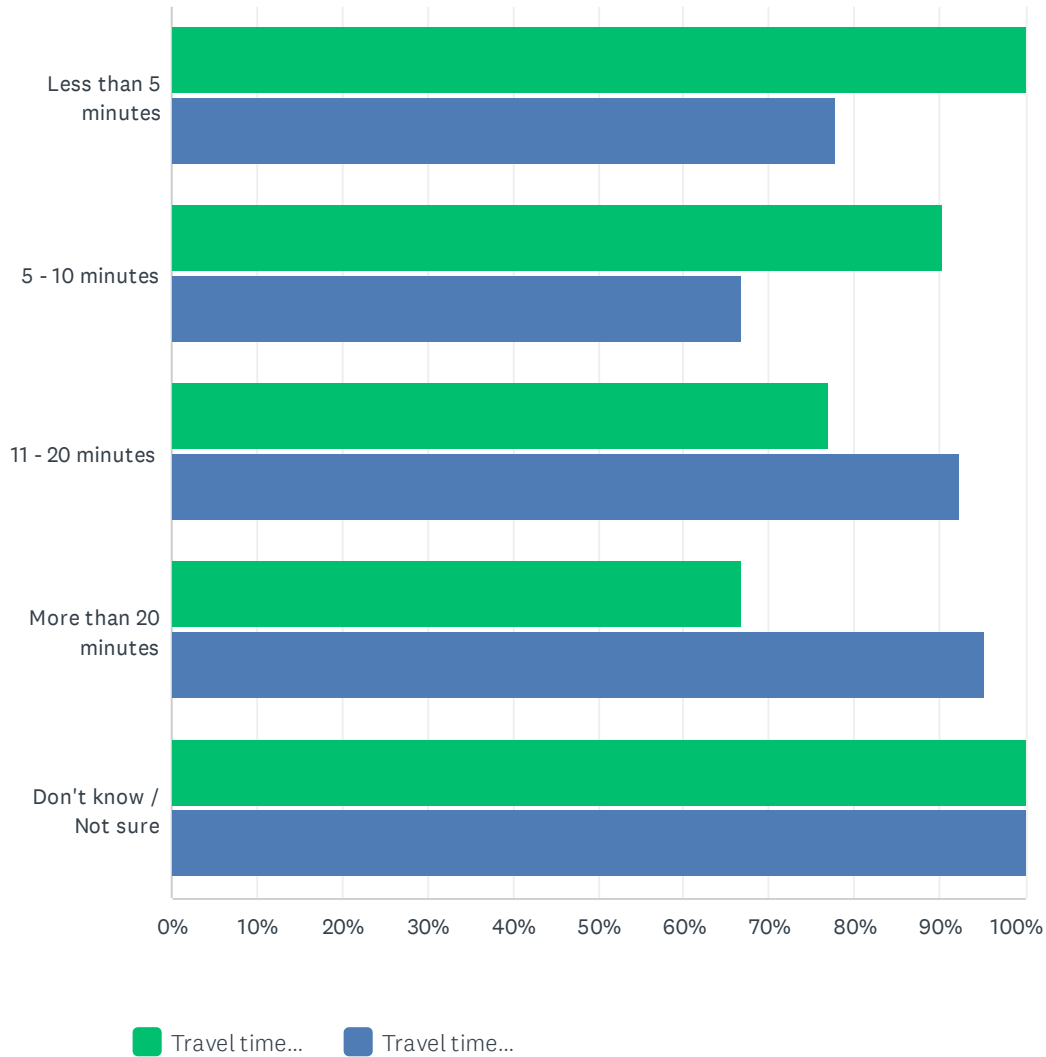


SRTS Parent Survey - James Williams Middle School

| | ARRIVE AT SCHOOL | LEAVE FROM SCHOOL | TOTAL RESPONDENTS |
|----------------|------------------|-------------------|-------------------|
| Walk | 37.50% 3 | 100.00% 8 | 8 |
| Bike | 100.00% 1 | 100.00% 1 | 1 |
| School Bus | 80.77% 21 | 92.31% 24 | 26 |
| Family vehicle | 93.94% 31 | 72.73% 24 | 33 |
| Carpool | 0.00% 0 | 0.00% 0 | 0 |
| Transit | 0.00% 0 | 0.00% 0 | 0 |
| Other | 0.00% 0 | 100.00% 1 | 1 |

Q5 How long does it normally take your child to get to/from school?

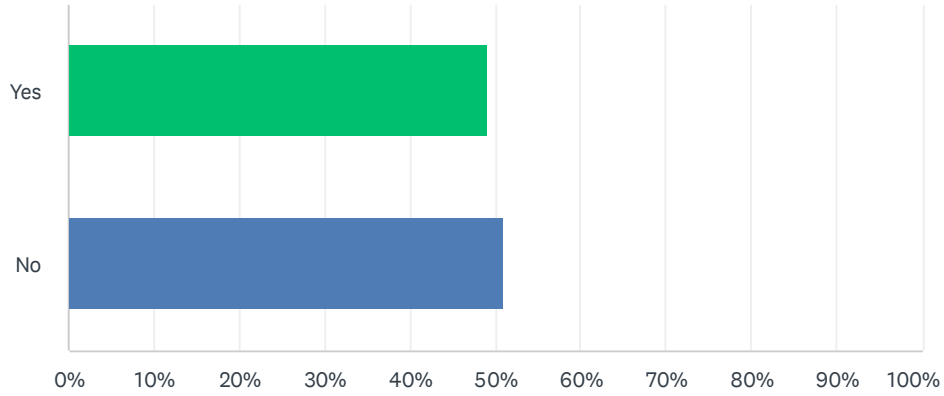
Answered: 54 Skipped: 0



| | TRAVEL TIME TO SCHOOL | TRAVEL TIME FROM SCHOOL | TOTAL RESPONDENTS |
|-----------------------|-----------------------|-------------------------|-------------------|
| Less than 5 minutes | 100.00% 9 | 77.78% 7 | 9 |
| 5 - 10 minutes | 90.48% 19 | 66.67% 14 | 21 |
| 11 - 20 minutes | 76.92% 10 | 92.31% 12 | 13 |
| More than 20 minutes | 66.67% 14 | 95.24% 20 | 21 |
| Don't know / Not sure | 100.00% 2 | 100.00% 2 | 2 |

Q6 Has your child asked you for permission to walk or bike to/from school in the last year?

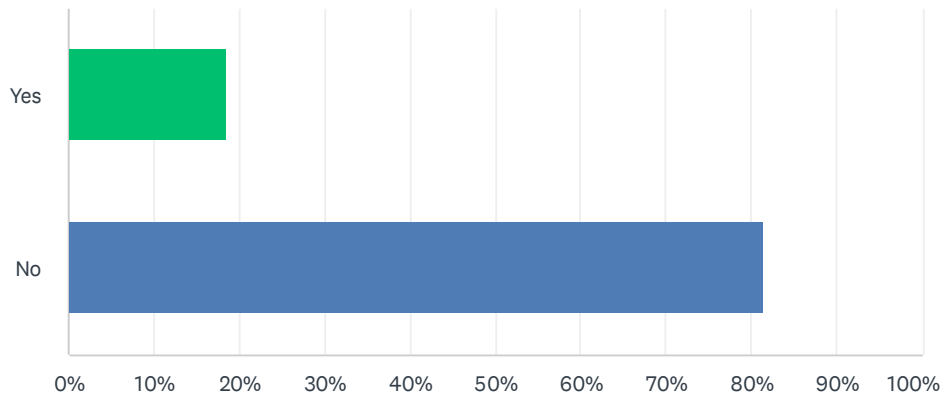
Answered: 53 Skipped: 1



| ANSWER CHOICES | RESPONSES | |
|----------------|-----------|----|
| Yes | 49.06% | 26 |
| No | 50.94% | 27 |
| TOTAL | | 53 |

Q7 My child already walks or bikes to/from school.

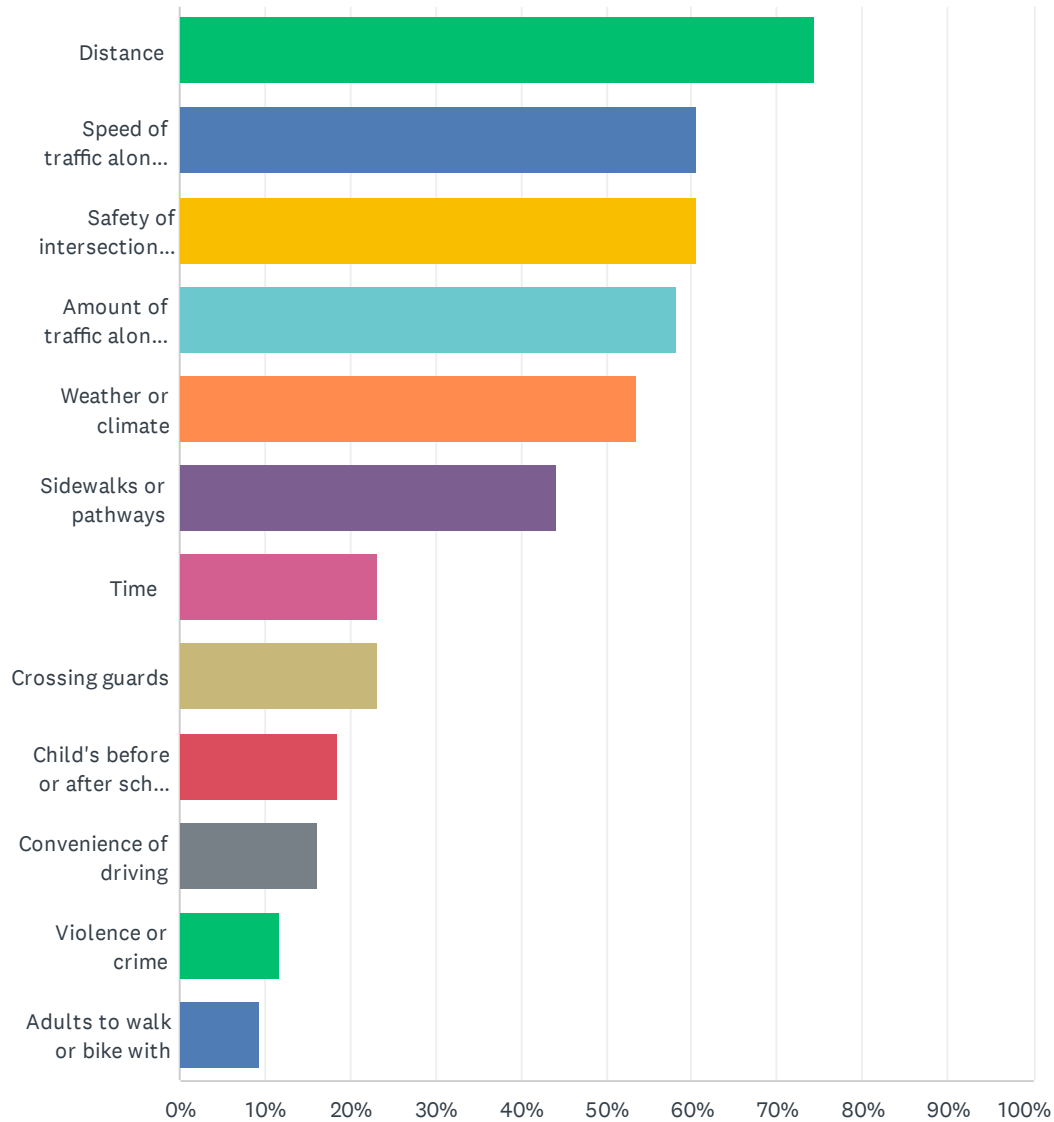
Answered: 54 Skipped: 0



| ANSWER CHOICES | RESPONSES | |
|----------------|-----------|-----------|
| Yes | 18.52% | 10 |
| No | 81.48% | 44 |
| TOTAL | | 54 |

Q8 Which of the following issues affected your decision to NOT allow your child to walk or bike to/from school? (Select ALL that apply.)

Answered: 43 Skipped: 11

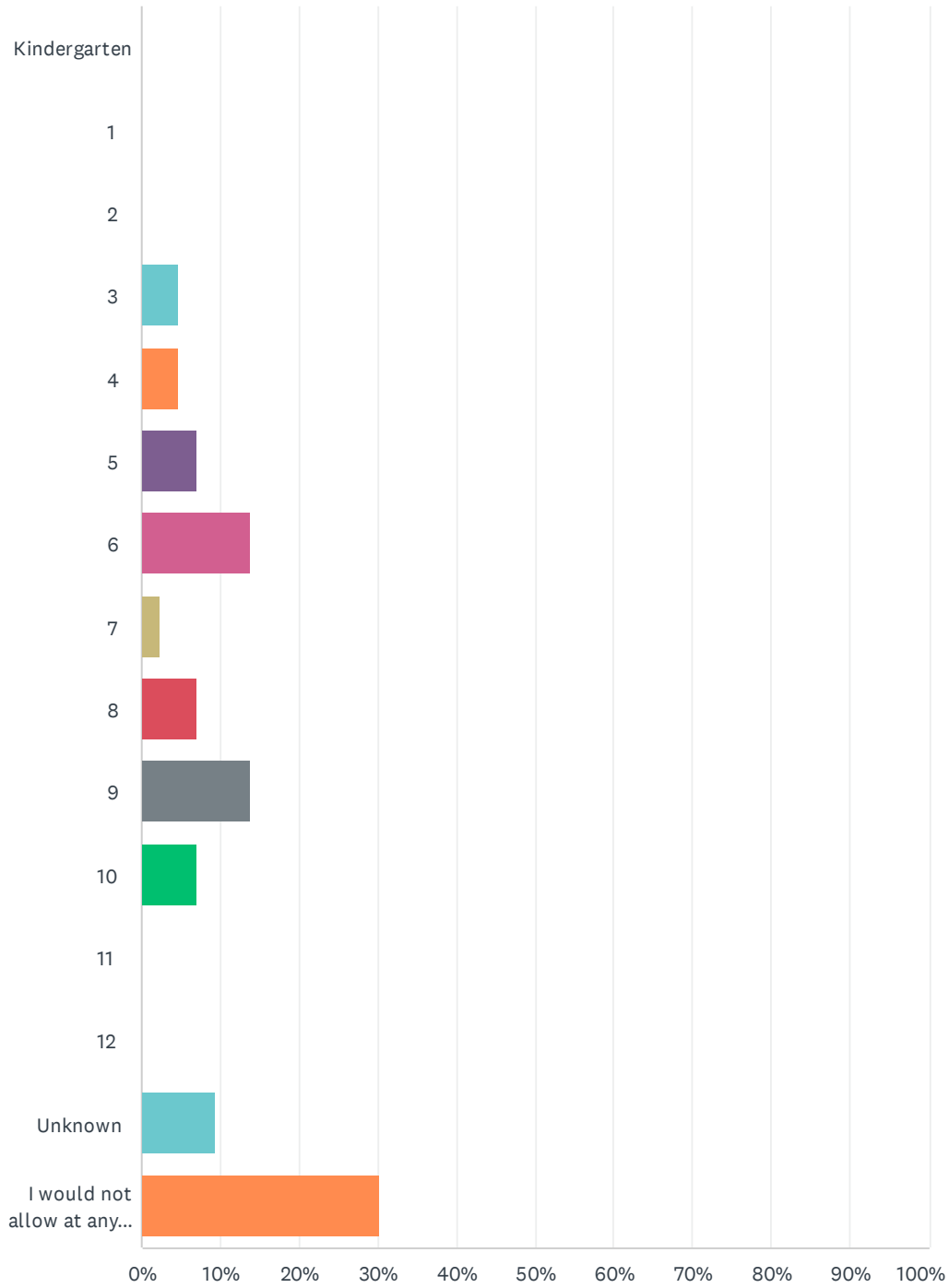


SRTS Parent Survey - James Williams Middle School

| ANSWER CHOICES | RESPONSES | |
|---|-----------|----|
| Distance | 74.42% | 32 |
| Speed of traffic along route | 60.47% | 26 |
| Safety of intersections and crossings | 60.47% | 26 |
| Amount of traffic along route | 58.14% | 25 |
| Weather or climate | 53.49% | 23 |
| Sidewalks or pathways | 44.19% | 19 |
| Time | 23.26% | 10 |
| Crossing guards | 23.26% | 10 |
| Child's before or after school activities | 18.60% | 8 |
| Convenience of driving | 16.28% | 7 |
| Violence or crime | 11.63% | 5 |
| Adults to walk or bike with | 9.30% | 4 |
| Total Respondents: 43 | | |

Q9 At what grade would you allow your child to walk or bike to/from school alone?

Answered: 43 Skipped: 11



SRTS Parent Survey - James Williams Middle School

| ANSWER CHOICES | RESPONSES | |
|---------------------------------|-----------|-----------|
| Kindergarten | 0.00% | 0 |
| 1 | 0.00% | 0 |
| 2 | 0.00% | 0 |
| 3 | 4.65% | 2 |
| 4 | 4.65% | 2 |
| 5 | 6.98% | 3 |
| 6 | 13.95% | 6 |
| 7 | 2.33% | 1 |
| 8 | 6.98% | 3 |
| 9 | 13.95% | 6 |
| 10 | 6.98% | 3 |
| 11 | 0.00% | 0 |
| 12 | 0.00% | 0 |
| Unknown | 9.30% | 4 |
| I would not allow at any grade. | 30.23% | 13 |
| TOTAL | | 43 |

| # | (OPTIONAL) COMMENTS? | DATE |
|---|-------------------------|------|
| | There are no responses. | |

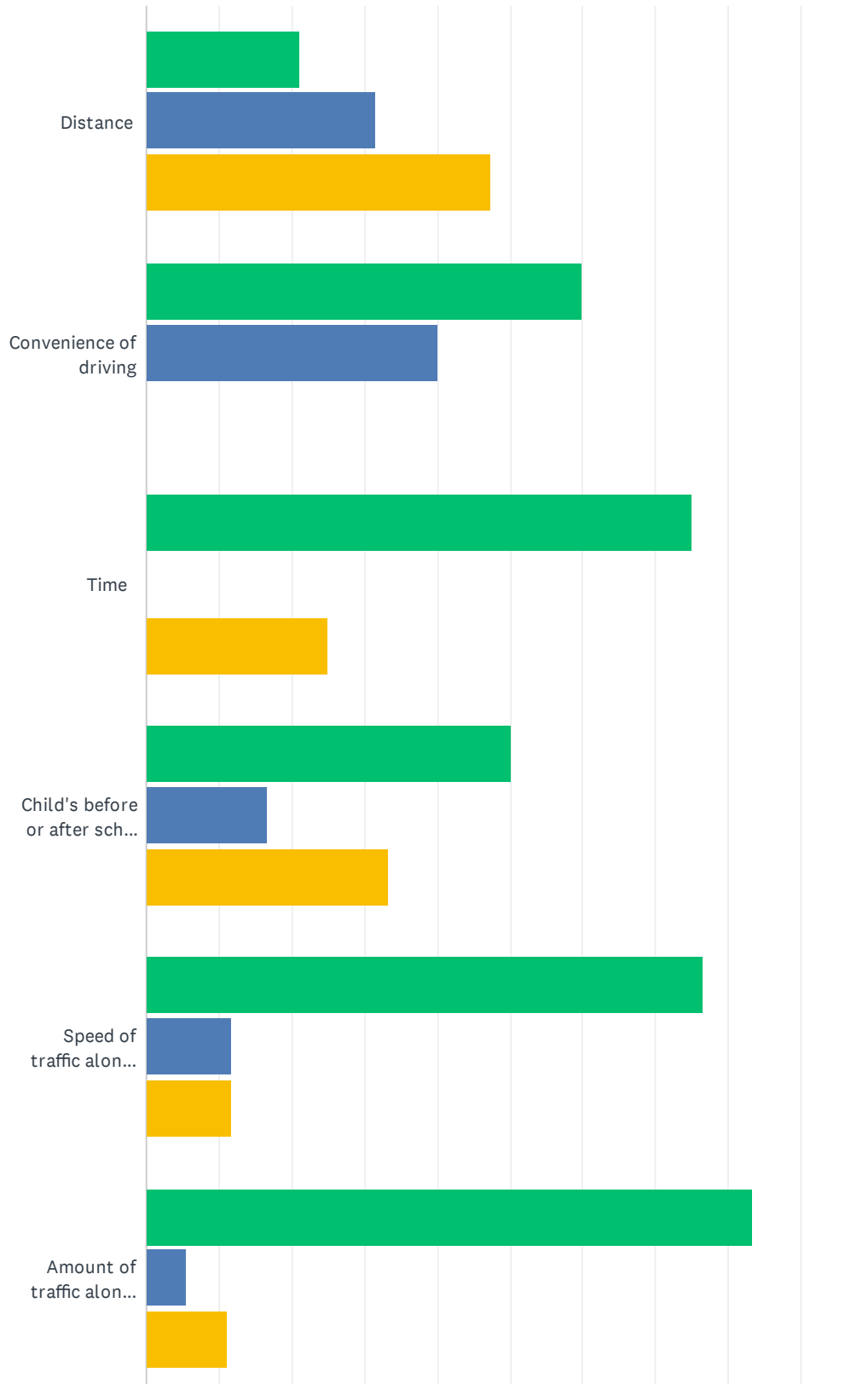
Q10 Why do you not feel comfortable allowing your child to walk or bike at any grade?

Answered: 13 Skipped: 41

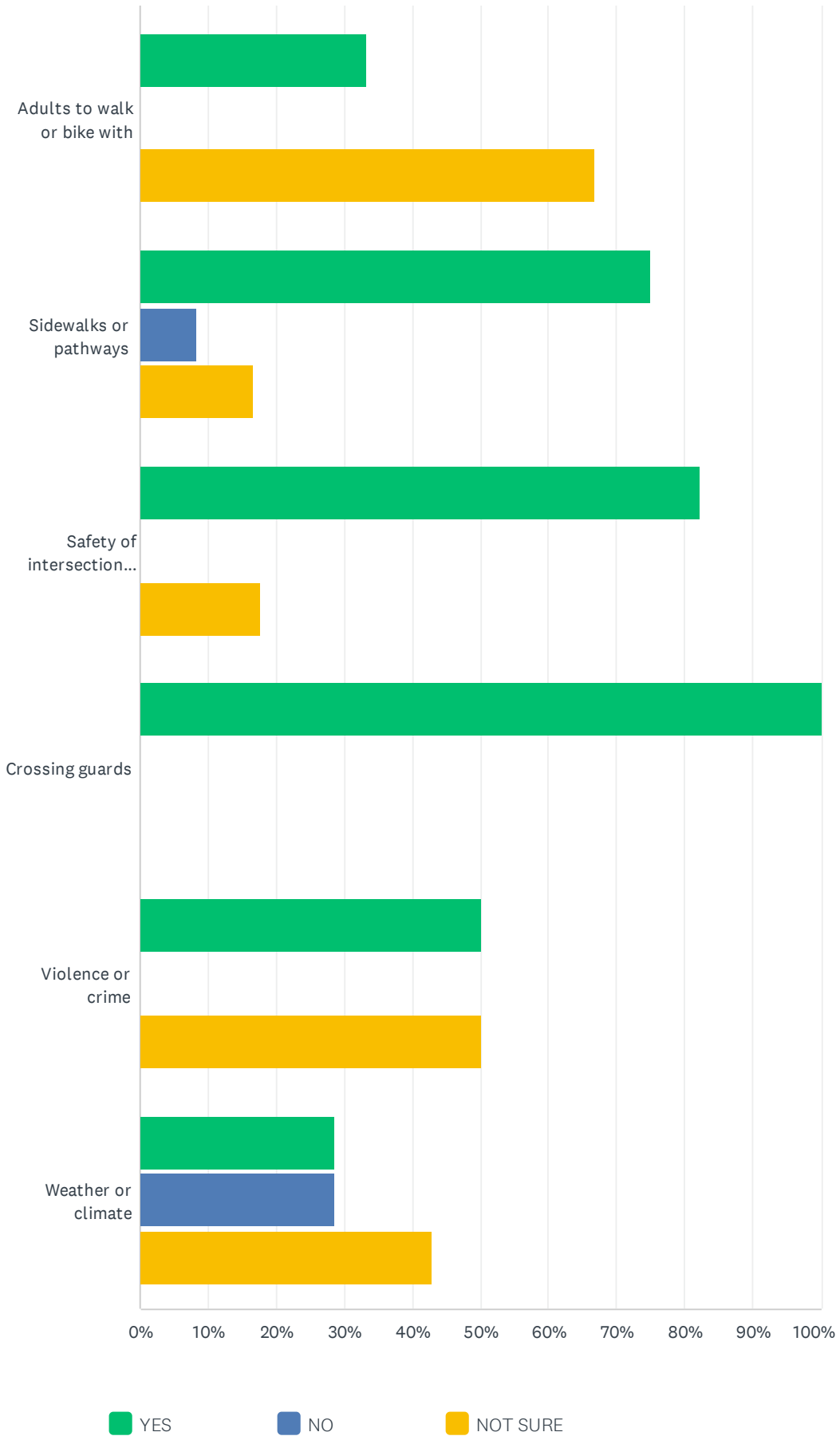
| # | RESPONSES | DATE |
|----|--|---------------------|
| 1 | We live too far from the school and the only direct route involves using a highway for travel. | 10/25/2023 10:06 AM |
| 2 | Traffic | 10/24/2023 8:10 AM |
| 3 | Distance and not a safe way to get from home to school. If there was a designated bike trail then it could be a possibility. | 10/24/2023 7:58 AM |
| 4 | We're way out in Pine Lake | 10/23/2023 7:55 PM |
| 5 | Not safe | 10/23/2023 7:00 PM |
| 6 | Live 5 miles from school on major hwy | 10/23/2023 6:22 PM |
| 7 | People don't pay attention | 10/23/2023 6:00 PM |
| 8 | Bad drivers | 10/23/2023 5:47 PM |
| 9 | We live too far away | 10/23/2023 4:36 PM |
| 10 | We live too far from school | 10/23/2023 4:30 PM |
| 11 | It's too far | 10/23/2023 4:21 PM |
| 12 | We live too far away and there is not a safe route | 10/23/2023 4:12 PM |
| 13 | Too far to travel | 10/23/2023 4:10 PM |

Q11 Would you probably let your child walk or bike to/from school if this problem were changed or improved?

Answered: 30 Skipped: 24



SRTS Parent Survey - James Williams Middle School

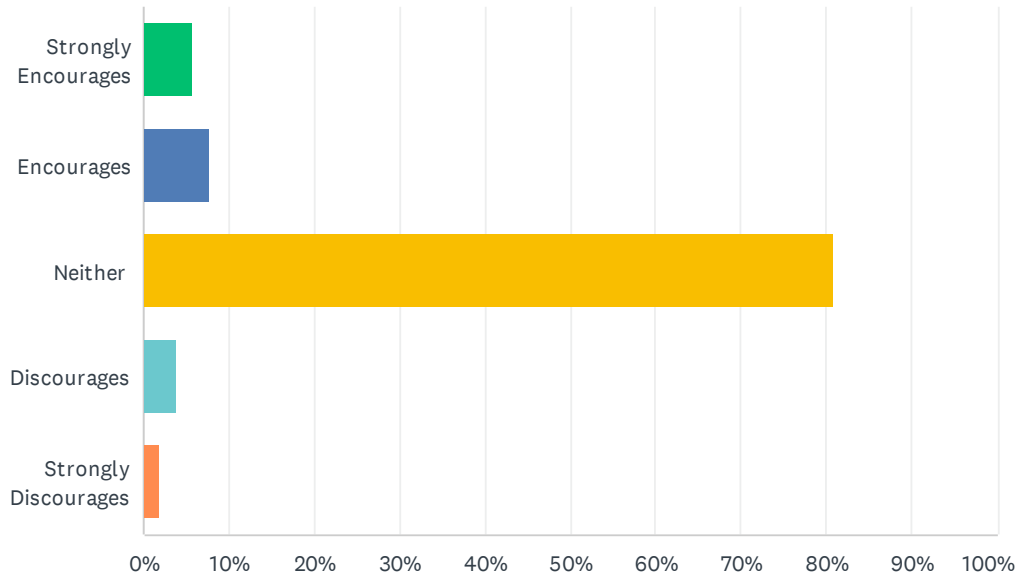


SRTS Parent Survey - James Williams Middle School

| | YES | NO | NOT SURE | TOTAL |
|---|--------------|-------------|-------------|-------|
| Distance | 21.05% 4 | 31.58% 6 | 47.37% 9 | 19 |
| Convenience of driving | 60.00% 3 | 40.00% 2 | 0.00% 0 | 5 |
| Time | 75.00% 3 | 0.00% 0 | 25.00% 1 | 4 |
| Child's before or after school activities | 50.00% 3 | 16.67% 1 | 33.33% 2 | 6 |
| Speed of traffic along route | 76.47% 13 | 11.76% 2 | 11.76% 2 | 17 |
| Amount of traffic along route | 83.33% 15 | 5.56% 1 | 11.11% 2 | 18 |
| Adults to walk or bike with | 33.33% 1 | 0.00% 0 | 66.67% 2 | 3 |
| Sidewalks or pathways | 75.00% 9 | 8.33% 1 | 16.67% 2 | 12 |
| Safety of intersections and crossings | 82.35% 14 | 0.00% 0 | 17.65% 3 | 17 |
| Crossing guards | 100.00% 3 | 0.00% 0 | 0.00% 0 | 3 |
| Violence or crime | 50.00% 1 | 0.00% 0 | 50.00% 1 | 2 |
| Weather or climate | 28.57% 4 | 28.57% 4 | 42.86% 6 | 14 |

Q12 In your opinion, how much does your child's school encourage or discourage walking and biking to/from school?

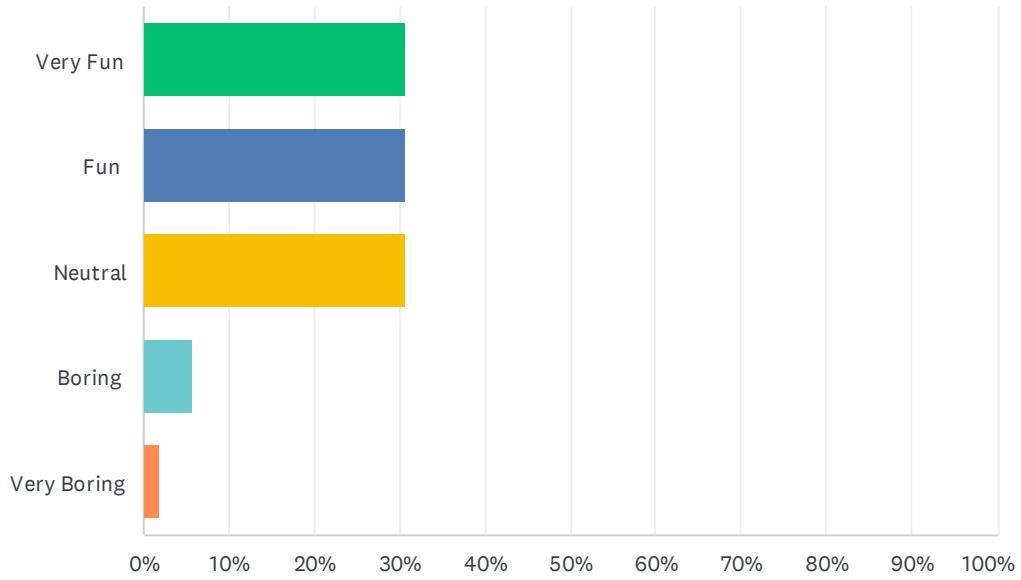
Answered: 52 Skipped: 2



| ANSWER CHOICES | RESPONSES |
|----------------------|-----------|
| Strongly Encourages | 5.77% 3 |
| Encourages | 7.69% 4 |
| Neither | 80.77% 42 |
| Discourages | 3.85% 2 |
| Strongly Discourages | 1.92% 1 |
| TOTAL | 52 |

Q13 How much fun is walking or biking for your child?

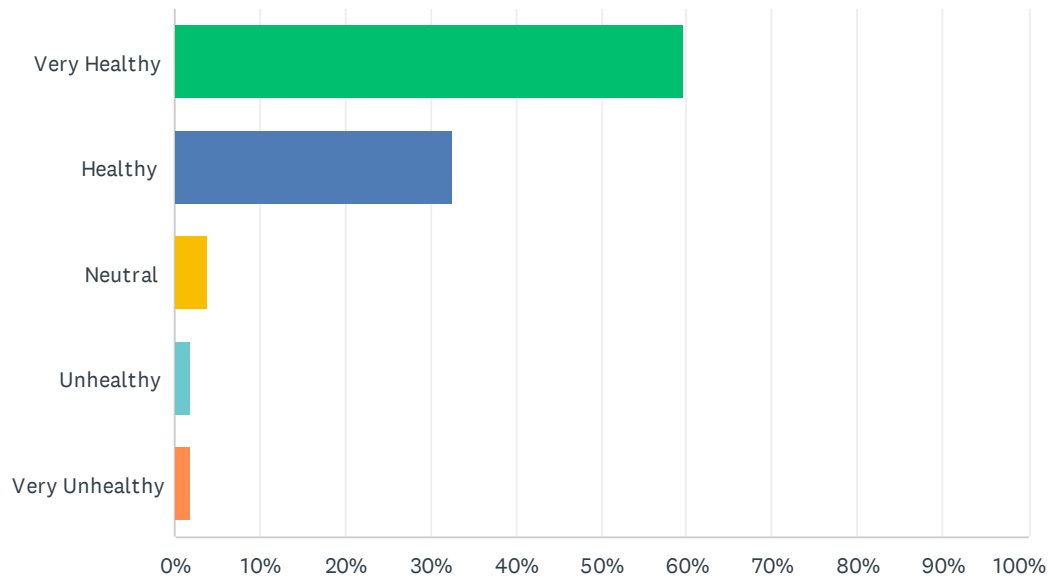
Answered: 52 Skipped: 2



| ANSWER CHOICES | RESPONSES | |
|----------------|-----------|-----------|
| Very Fun | 30.77% | 16 |
| Fun | 30.77% | 16 |
| Neutral | 30.77% | 16 |
| Boring | 5.77% | 3 |
| Very Boring | 1.92% | 1 |
| TOTAL | | 52 |

Q14 How healthy is walking or biking for your child?

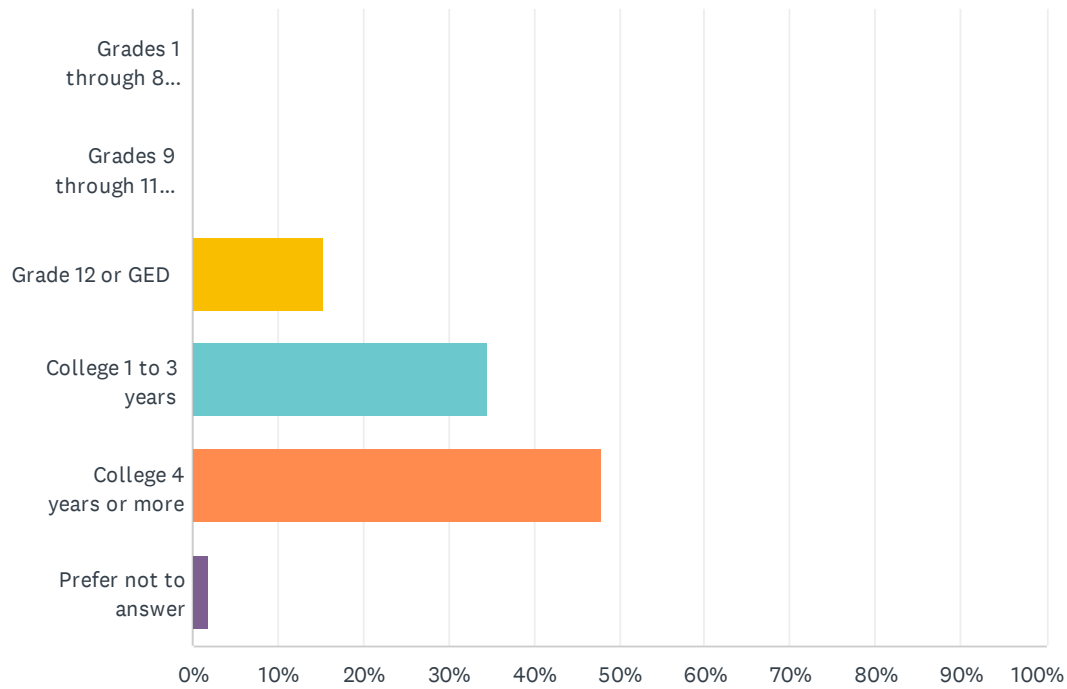
Answered: 52 Skipped: 2



| ANSWER CHOICES | RESPONSES | |
|----------------|-----------|-----------|
| Very Healthy | 59.62% | 31 |
| Healthy | 32.69% | 17 |
| Neutral | 3.85% | 2 |
| Unhealthy | 1.92% | 1 |
| Very Unhealthy | 1.92% | 1 |
| TOTAL | | 52 |

Q15 What is the highest grade or year of school you completed?

Answered: 52 Skipped: 2



| ANSWER CHOICES | RESPONSES | |
|--|-----------|-----------|
| Grades 1 through 8 (Elementary) | 0.00% | 0 |
| Grades 9 through 11 (Some high school) | 0.00% | 0 |
| Grade 12 or GED | 15.38% | 8 |
| College 1 to 3 years | 34.62% | 18 |
| College 4 years or more | 48.08% | 25 |
| Prefer not to answer | 1.92% | 1 |
| TOTAL | | 52 |

Q16 Please provide any additional comments below:

Answered: 15 Skipped: 39

| # | RESPONSES | DATE |
|----|---|---------------------|
| 1 | The worst part is to many vehicles along the way to school parked so close to the stop signs that when kids cross it is so hard to see them on the other side of the vehicle | 10/30/2023 9:36 AM |
| 2 | Aside from people living in the City of Rhinelander, walking/biking to school is not a viable option. | 10/25/2023 10:11 AM |
| 3 | The rack has been near the road & never shoveled out during winter. Children have to trudge thru the snow to get to the rack. So hopefully the rack can stay by the front doors during winter on a shoveled path. | 10/24/2023 12:32 PM |
| 4 | Some parents and high school students drive excessively fast and recklessly within the school area and the approaching roads. I would like to see every effort made to slow the flow of traffic in the high school/middle school area, including greater law enforcement and strategic speed bumps. No reason to speed in this area, ever. | 10/24/2023 10:59 AM |
| 5 | We live too far from the school for my child to walk or bike. He would have to leave really early and ride along County roads so this would not be a choice for us. | 10/24/2023 7:31 AM |
| 6 | Though we do not live within walking distance. There are many occasions where we allow our child to walk/bike to different locations in town after school | 10/24/2023 5:17 AM |
| 7 | The high school drivers are reckless around the parking lots. The police patrol but there is a lack of follow through for speeding. It's also hard enough for cars to get through some of these intersections much less a person, never know who is going to let a pedestrian have the right away. My son has asked to walk to the library after school and with all the cars between 2 schools it's just not safe. | 10/24/2023 3:46 AM |
| 8 | Walking is fine when it's warm out but I have concerns when it gets cold. Wish we had an option for bus. | 10/23/2023 10:14 PM |
| 9 | Biking, walking, e-scooter! All of these things must be encouraged. Timber Drive is still a mess. The pathway on road between the High and Middle School is full of speeding cars. We need bike paths, less busses, and the parent pick up line is a DISASTER at James Williams. Just an absolute disaster. That's no one's fault but the administration at JWMS. Quit worrying about dress codes and cell phone policies and CRITICALLY THINK about how the parent pickup line can be better and safer. You have a "no left turn" sign and there has never been a police offer, principal, assistant principal or any staff member monitoring those who turn left and hold up traffic. I support walking to school. But think about ways to improve all modes of transportation. | 10/23/2023 6:22 PM |
| 10 | I grew up with crossing guards, I feel our community could definitely benefit with them especially busy streets. | 10/23/2023 4:57 PM |
| 11 | SRO from Onieda County Sheriff Dept are IN our buildings so couldn't the RHI CITY police officers at least be parked for a half before AND after school for extra safety?? I think the sheriff dept does great but why can't the city officers be present during busy children drop off/pick up times too? Besides I think it's good for all kids to see BOTH the heroes in brown and black suits!! | 10/23/2023 4:41 PM |
| 12 | I have voiced my opinion many times that it is not safe for these kids to walk to and from school. The traffic really speeds 10+ mph over the limit and people do not watch for kids. It is obvious this city does not care about the children. | 10/23/2023 4:20 PM |
| 13 | If there were a crossing guard or an appropriately marked cross walk on Stevens St with flashing lights to alert motorists of someone crossing I would happily let my child walk or bike to and from school. A crossing guard would also be acceptable. We lived about the same distance from my child's grade school with a busy intersection along the route but there were | 10/23/2023 4:17 PM |

SRTS Parent Survey - James Williams Middle School

blinking lights, a crosswalk and a crossing guard. That was Merrill though. I allowed my child in third grade to walk and bike to and from school everyday.

| | | |
|----|--|--------------------|
| 14 | When my child walks to the High School soccer fields from JWMS, there is no safe route. Either he crosses through the high-school parking lot or crosses by the tennis courts. Either way he must cross traffic multiple times without designated sidewalks and cross walks. The intersection of east larch and Coolidge must be addressed if you want kids to walk to soccer practice through high traffic times. | 10/23/2023 4:13 PM |
| 15 | Crosswalks are a major problem, both on Stevens Street for young kids and around the high school and middle school. Lack of crosswalks, lack of people knowing that they need to stop at them and kids not looking, especially on bikes. | 10/23/2023 4:04 PM |