

Parent Survey Report

for Athens Elementary

November 2023

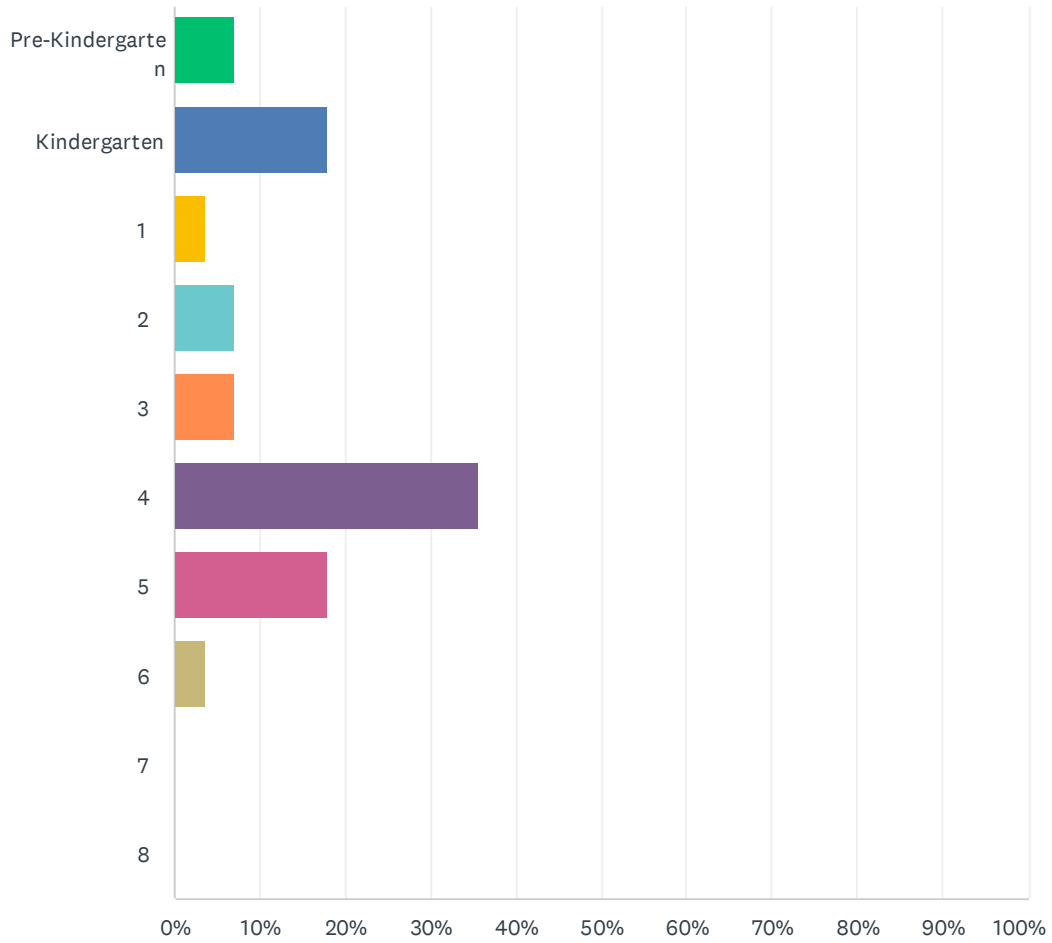
School	Month & Year Collected	School Enrollment	Number of Surveys Processed
Athens Elementary	November 2023	165	28

This report contains information from parents about their children's trip to and from school. The report also reflects parents' perceptions regarding whether walking and bicycling to school is appropriate for their child. The data used in this report were collected using the National Center for Safe Routes to School's Parent Survey.



Q1 What is the grade of the child for whom you are completing this survey?

Answered: 28 Skipped: 0

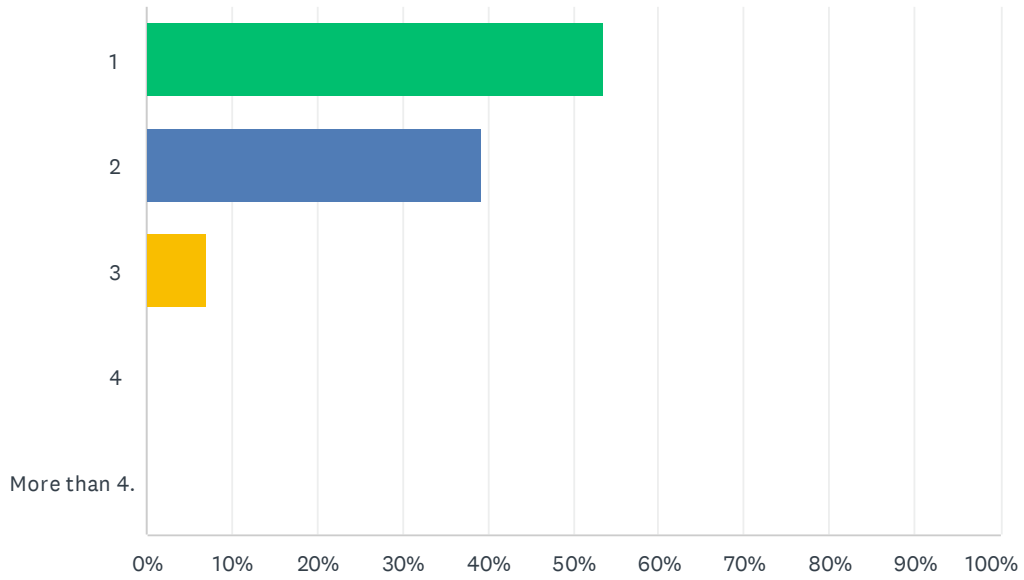


SRTS Parent Survey - Athens Elementary

ANSWER CHOICES	RESPONSES	
Pre-Kindergarten	7.14%	2
Kindergarten	17.86%	5
1	3.57%	1
2	7.14%	2
3	7.14%	2
4	35.71%	10
5	17.86%	5
6	3.57%	1
7	0.00%	0
8	0.00%	0
TOTAL	28	

Q2 How many children do you have at this school?

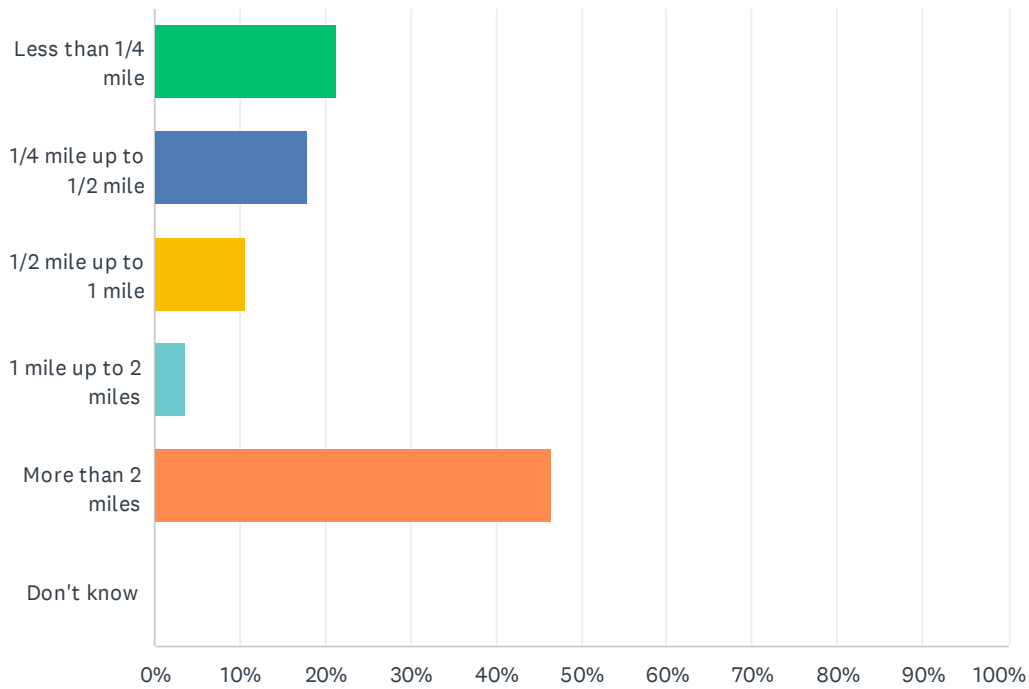
Answered: 28 Skipped: 0



ANSWER CHOICES	RESPONSES	
1	53.57%	15
2	39.29%	11
3	7.14%	2
4	0.00%	0
More than 4.	0.00%	0
TOTAL		28

Q3 How far does your child live from school?

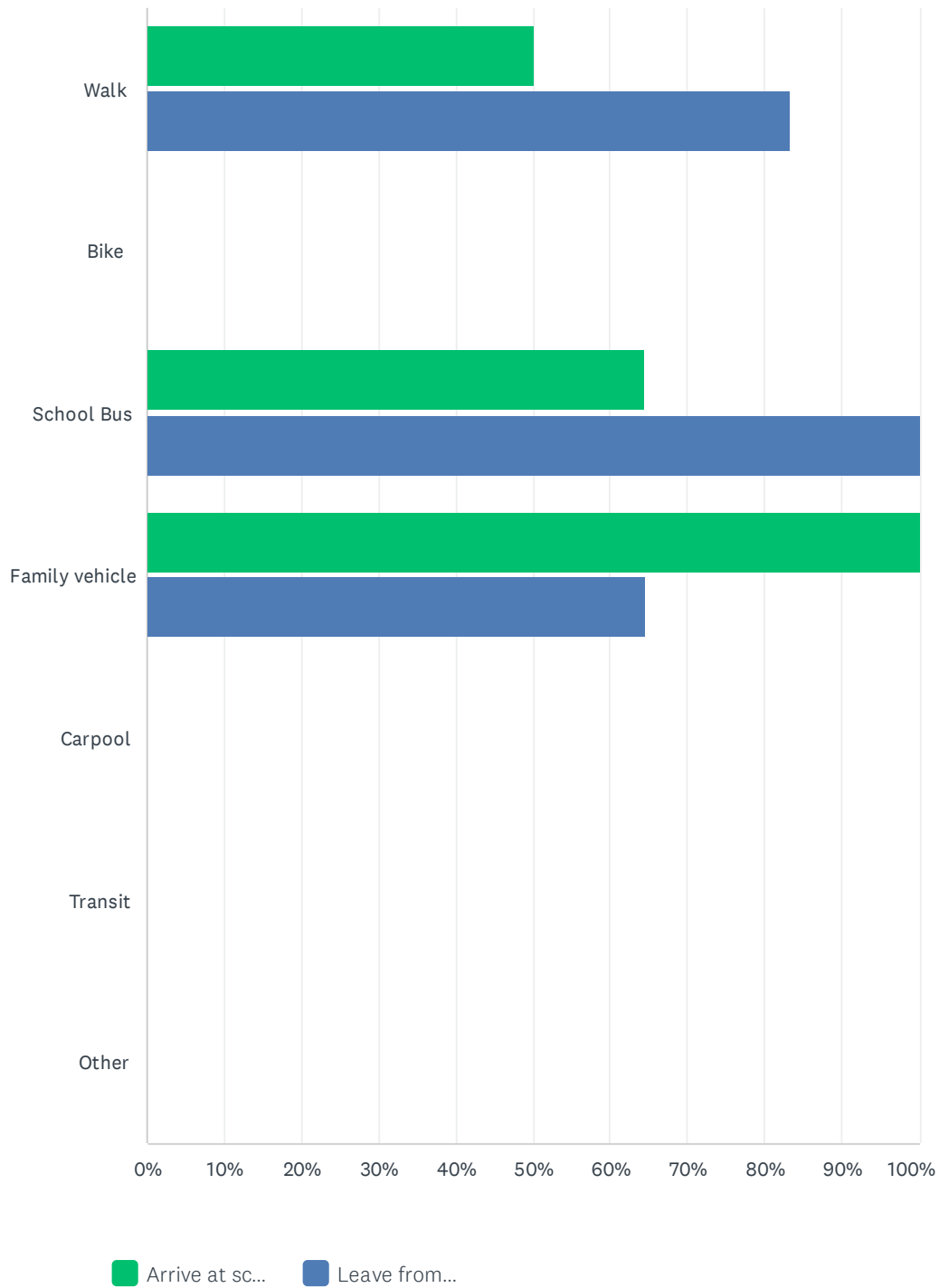
Answered: 28 Skipped: 0



ANSWER CHOICES	RESPONSES	
Less than 1/4 mile	21.43%	6
1/4 mile up to 1/2 mile	17.86%	5
1/2 mile up to 1 mile	10.71%	3
1 mile up to 2 miles	3.57%	1
More than 2 miles	46.43%	13
Don't know	0.00%	0
TOTAL		28

Q4 On most days, how does your child arrive at and leave from school?

Answered: 28 Skipped: 0

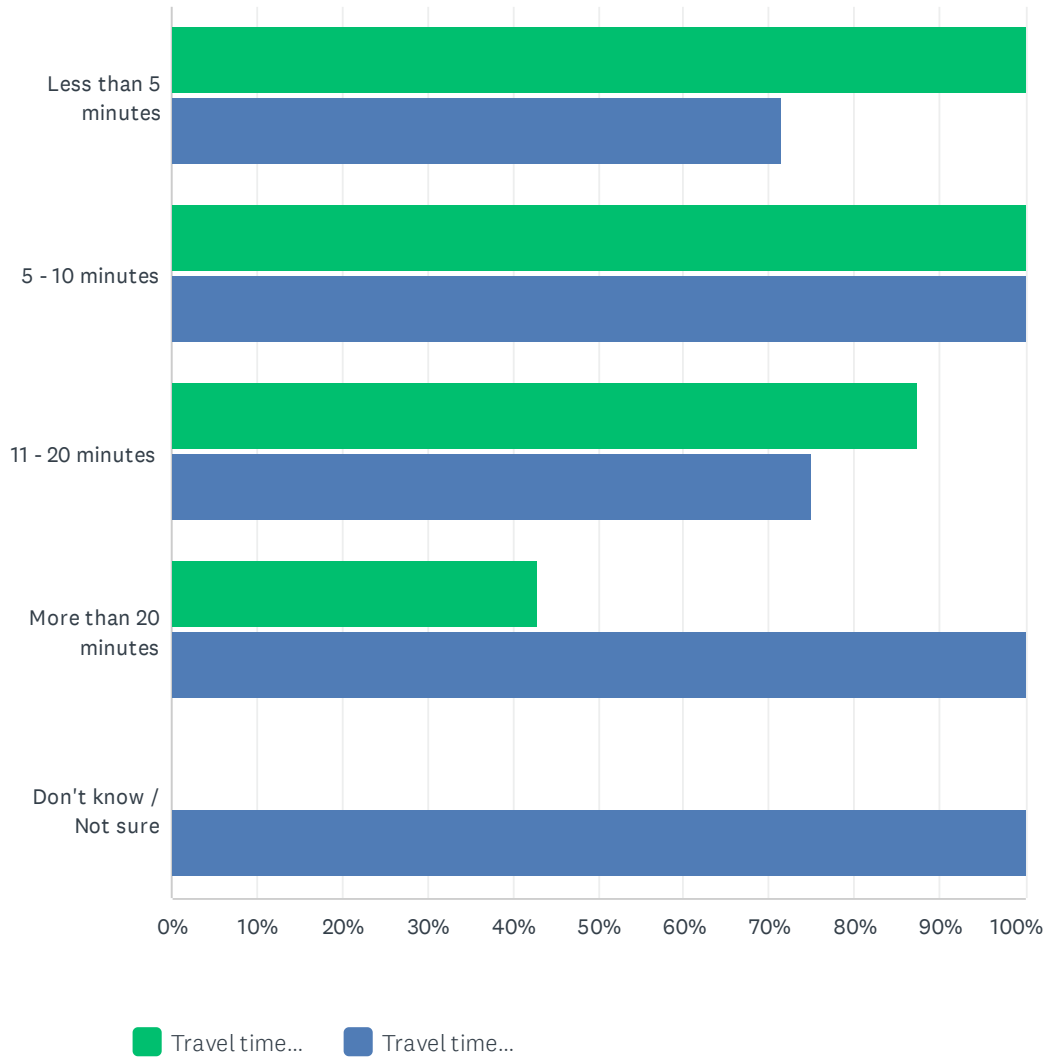


SRTS Parent Survey - Athens Elementary

	ARRIVE AT SCHOOL	LEAVE FROM SCHOOL	TOTAL RESPONDENTS
Walk	50.00% 3	83.33% 5	6
Bike	0.00% 0	0.00% 0	0
School Bus	64.29% 9	100.00% 14	14
Family vehicle	100.00% 17	64.71% 11	17
Carpool	0.00% 0	0.00% 0	0
Transit	0.00% 0	0.00% 0	0
Other	0.00% 0	0.00% 0	0

Q5 How long does it normally take your child to get to/from school?

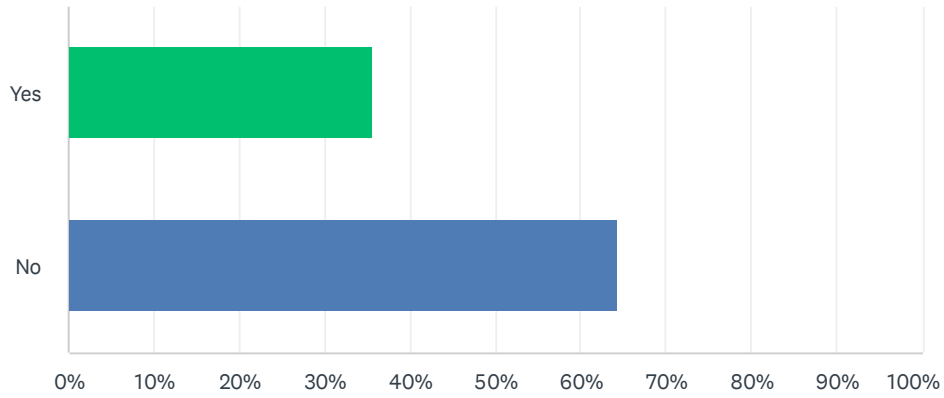
Answered: 28 Skipped: 0



	TRAVEL TIME TO SCHOOL	TRAVEL TIME FROM SCHOOL	TOTAL RESPONDENTS
Less than 5 minutes	100.00% 14	71.43% 10	14
5 - 10 minutes	100.00% 5	100.00% 5	5
11 - 20 minutes	87.50% 7	75.00% 6	8
More than 20 minutes	42.86% 3	100.00% 7	7
Don't know / Not sure	0.00% 0	100.00% 1	1

Q6 Has your child asked you for permission to walk or bike to/from school in the last year?

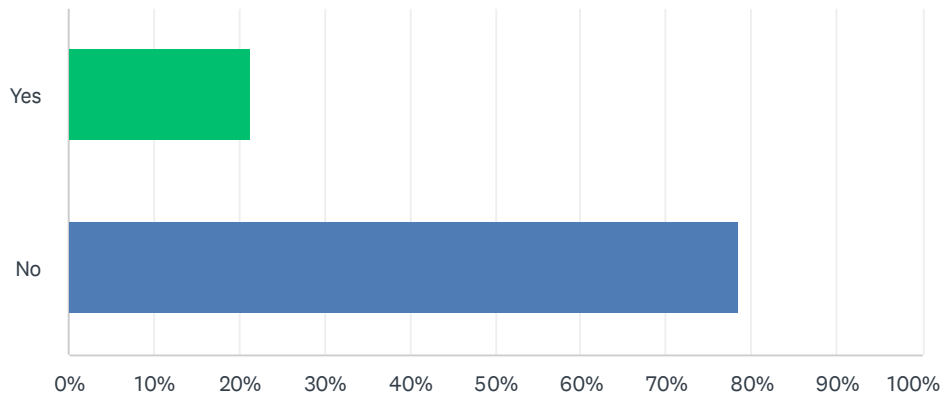
Answered: 28 Skipped: 0



ANSWER CHOICES	RESPONSES	
Yes	35.71%	10
No	64.29%	18
TOTAL		28

Q7 My child already walks or bikes to/from school.

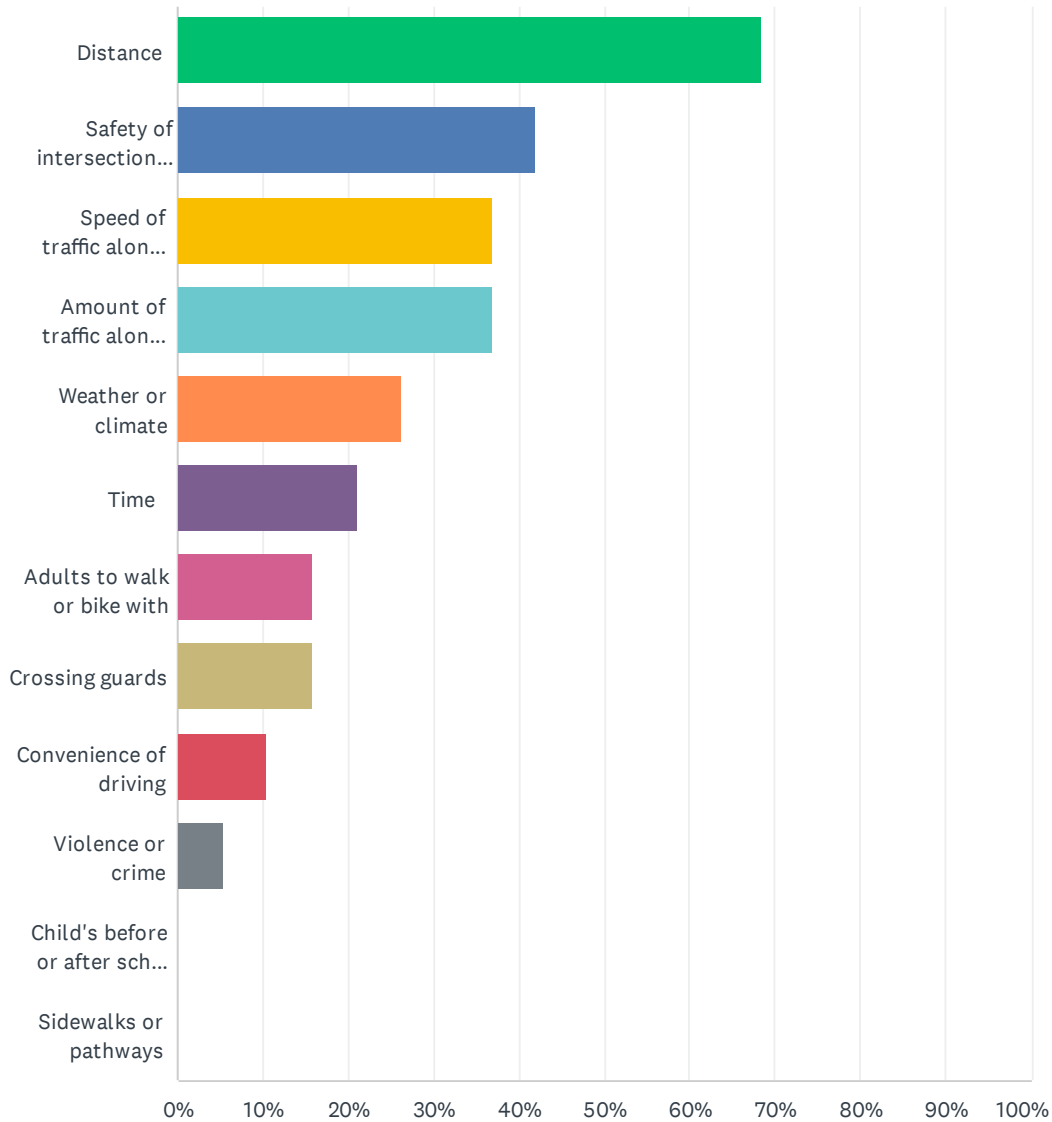
Answered: 28 Skipped: 0



ANSWER CHOICES	RESPONSES	
Yes	21.43%	6
No	78.57%	22
TOTAL		28

Q8 Which of the following issues affected your decision to NOT allow your child to walk or bike to/from school? (Select ALL that apply.)

Answered: 19 Skipped: 9

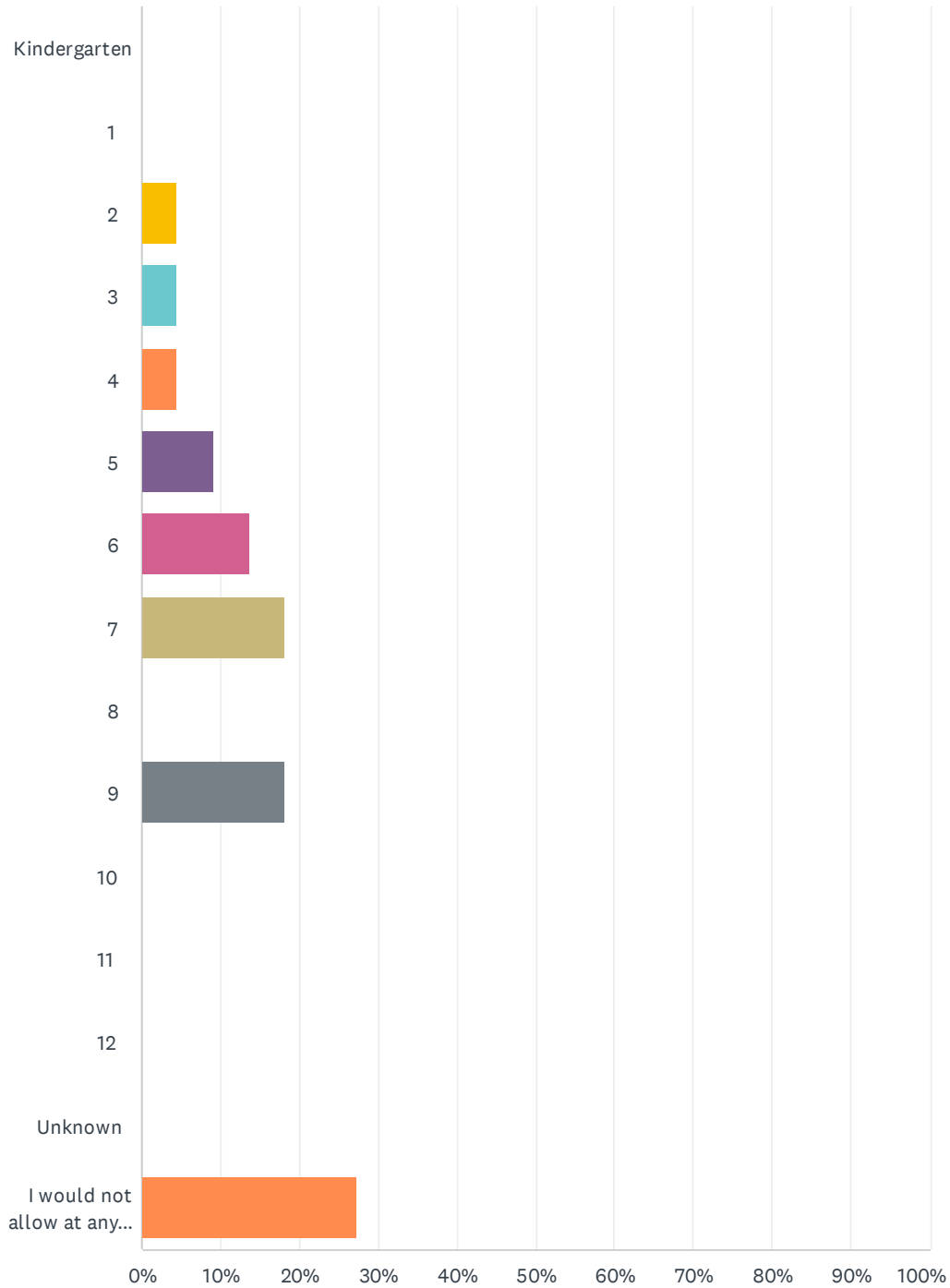


SRTS Parent Survey - Athens Elementary

ANSWER CHOICES	RESPONSES	
Distance	68.42%	13
Safety of intersections and crossings	42.11%	8
Speed of traffic along route	36.84%	7
Amount of traffic along route	36.84%	7
Weather or climate	26.32%	5
Time	21.05%	4
Adults to walk or bike with	15.79%	3
Crossing guards	15.79%	3
Convenience of driving	10.53%	2
Violence or crime	5.26%	1
Child's before or after school activities	0.00%	0
Sidewalks or pathways	0.00%	0
Total Respondents: 19		

Q9 At what grade would you allow your child to walk or bike to/from school alone?

Answered: 22 Skipped: 6



SRTS Parent Survey - Athens Elementary

ANSWER CHOICES	RESPONSES	
Kindergarten	0.00%	0
1	0.00%	0
2	4.55%	1
3	4.55%	1
4	4.55%	1
5	9.09%	2
6	13.64%	3
7	18.18%	4
8	0.00%	0
9	18.18%	4
10	0.00%	0
11	0.00%	0
12	0.00%	0
Unknown	0.00%	0
I would not allow at any grade.	27.27%	6
TOTAL		22

#	(OPTIONAL) COMMENTS?	DATE
	There are no responses.	

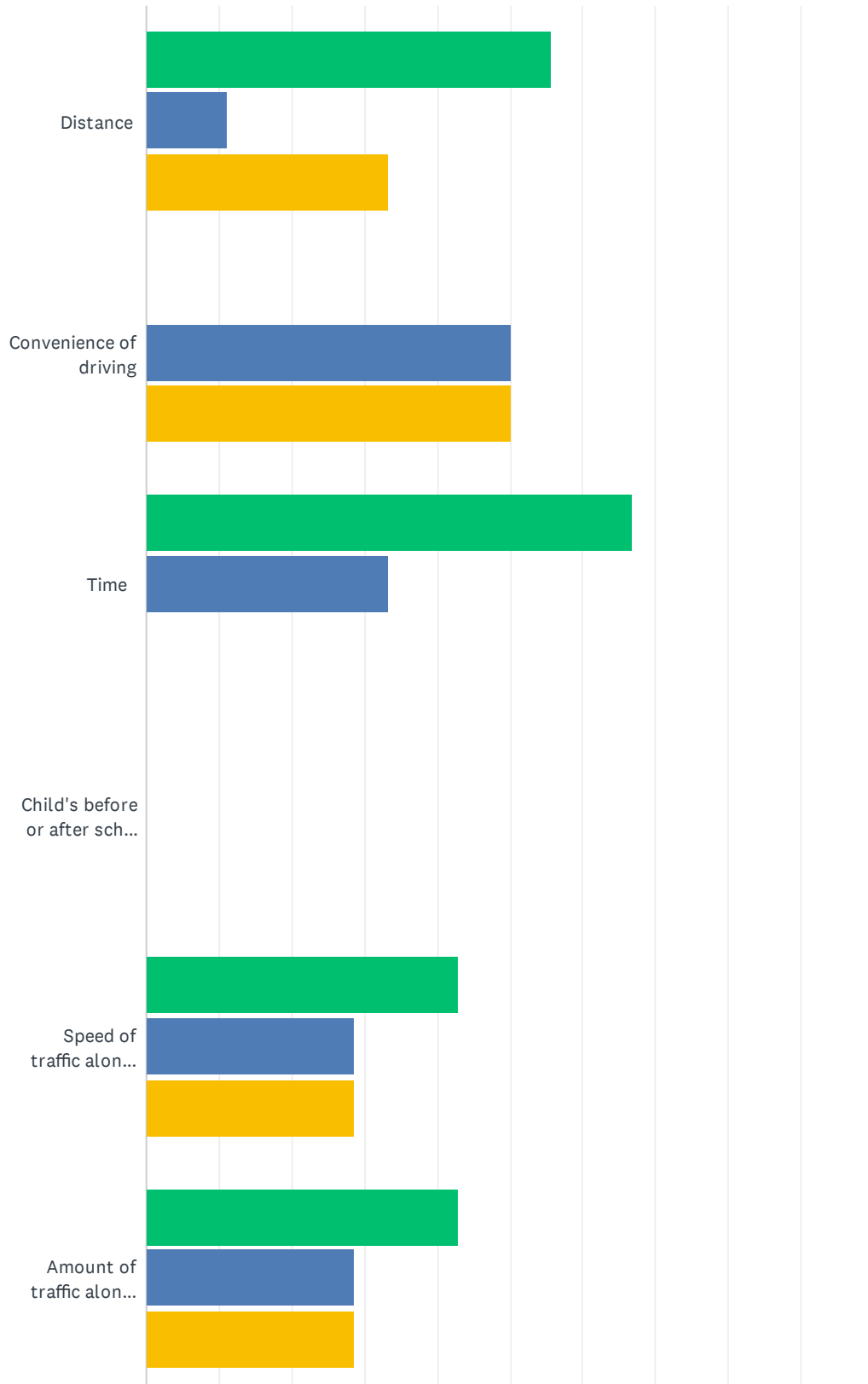
Q10 Why do you not feel comfortable allowing your child to walk or bike at any grade?

Answered: 6 Skipped: 22

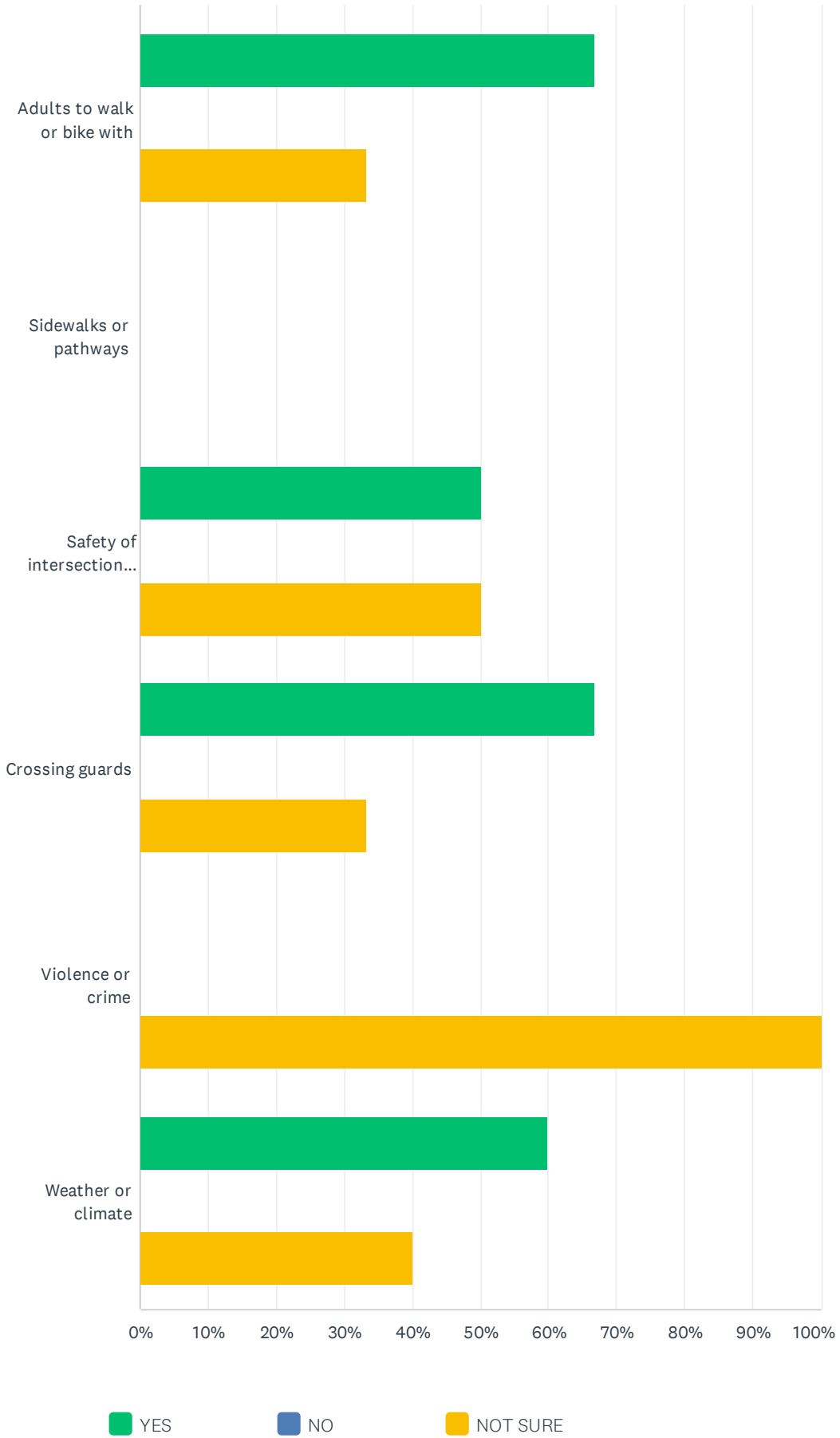
#	RESPONSES	DATE
1	We live 10 miles from school	11/28/2023 3:52 PM
2	we live too far from school	11/21/2023 6:09 PM
3	Just not comfortable with doing so.	11/13/2023 1:29 PM
4	Bus pick-up location is not in town and would be too far (over 3 miles out of town)	11/13/2023 8:47 AM
5	I would feel comfortable if they had to walk from school to an after school activity/sport but they could not walk to/from home simply because of the distance we live away from school	11/10/2023 3:51 PM
6	I'd rather pick her up and drop her off to know she's safe and not walking alone	11/10/2023 3:37 PM

Q11 Would you probably let your child walk or bike to/from school if this problem were changed or improved?

Answered: 15 Skipped: 13



SRTS Parent Survey - Athens Elementary

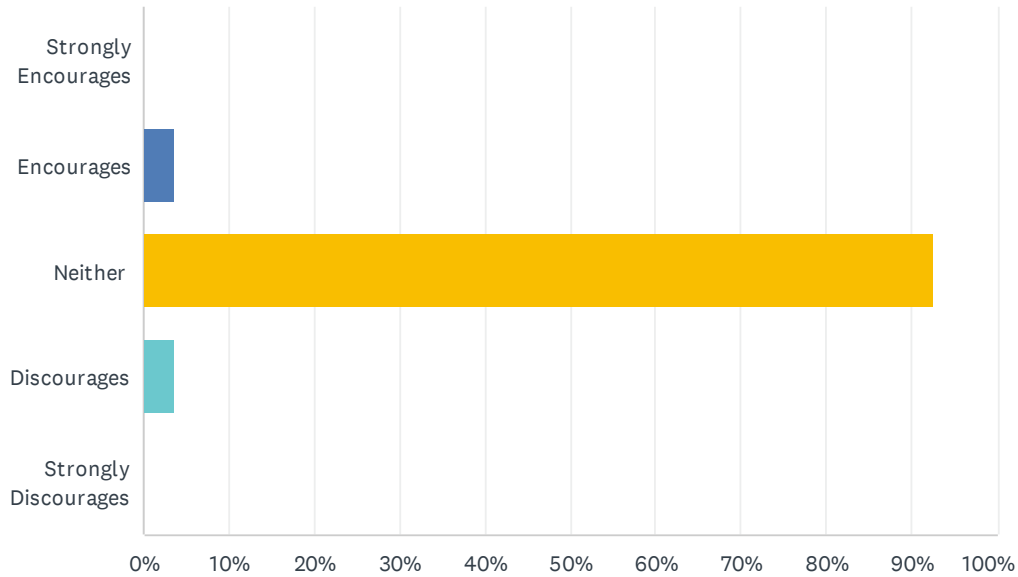


SRTS Parent Survey - Athens Elementary

	YES	NO	NOT SURE	TOTAL
Distance	55.56% 5	11.11% 1	33.33% 3	9
Convenience of driving	0.00% 0	50.00% 1	50.00% 1	2
Time	66.67% 2	33.33% 1	0.00% 0	3
Child's before or after school activities	0.00% 0	0.00% 0	0.00% 0	0
Speed of traffic along route	42.86% 3	28.57% 2	28.57% 2	7
Amount of traffic along route	42.86% 3	28.57% 2	28.57% 2	7
Adults to walk or bike with	66.67% 2	0.00% 0	33.33% 1	3
Sidewalks or pathways	0.00% 0	0.00% 0	0.00% 0	0
Safety of intersections and crossings	50.00% 4	0.00% 0	50.00% 4	8
Crossing guards	66.67% 2	0.00% 0	33.33% 1	3
Violence or crime	0.00% 0	0.00% 0	100.00% 1	1
Weather or climate	60.00% 3	0.00% 0	40.00% 2	5

Q12 In your opinion, how much does your child's school encourage or discourage walking and biking to/from school?

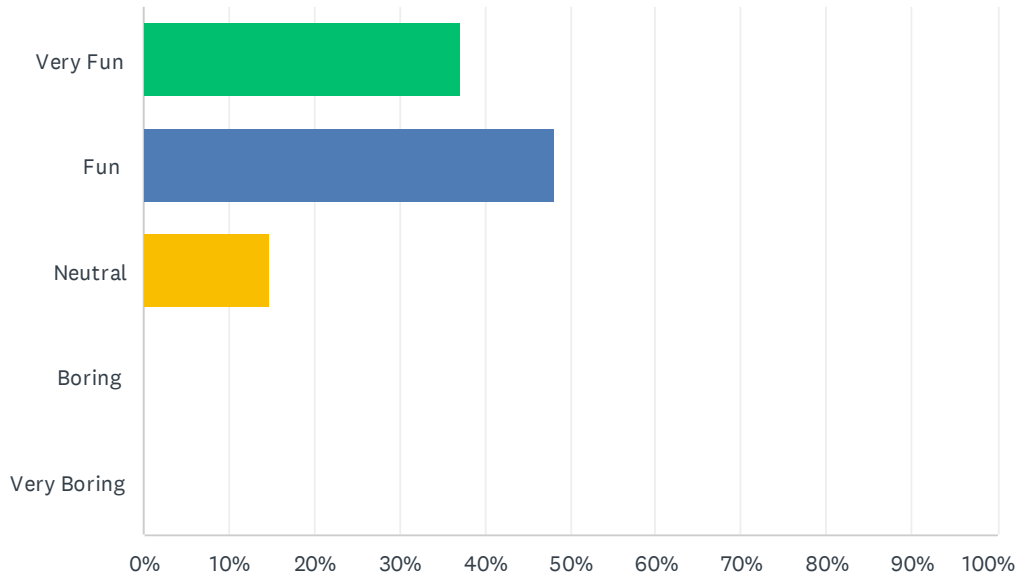
Answered: 27 Skipped: 1



ANSWER CHOICES	RESPONSES	
Strongly Encourages	0.00%	0
Encourages	3.70%	1
Neither	92.59%	25
Discourages	3.70%	1
Strongly Discourages	0.00%	0
TOTAL		27

Q13 How much fun is walking or biking for your child?

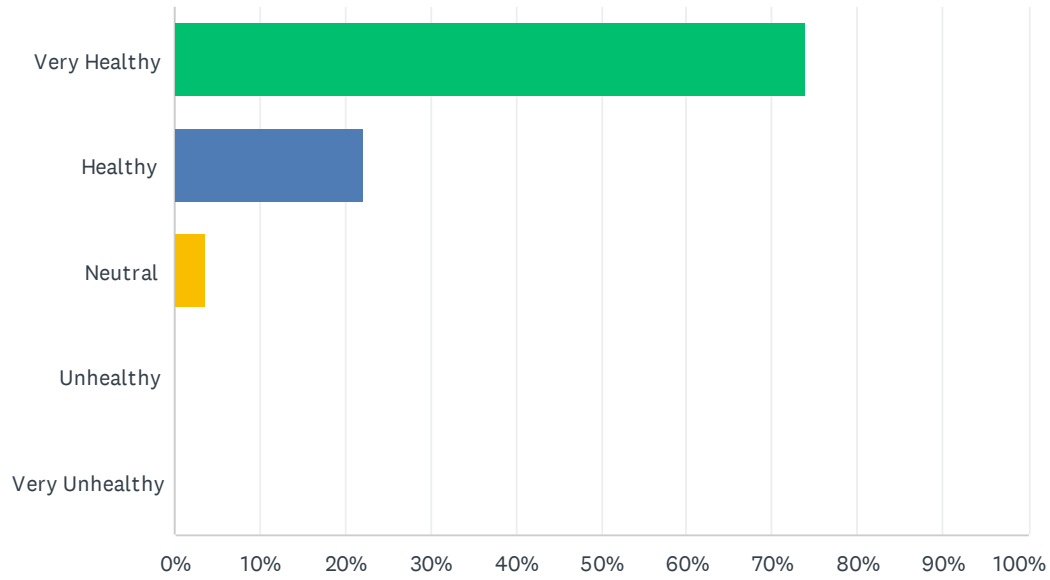
Answered: 27 Skipped: 1



ANSWER CHOICES	RESPONSES	
Very Fun	37.04%	10
Fun	48.15%	13
Neutral	14.81%	4
Boring	0.00%	0
Very Boring	0.00%	0
TOTAL		27

Q14 How healthy is walking or biking for your child?

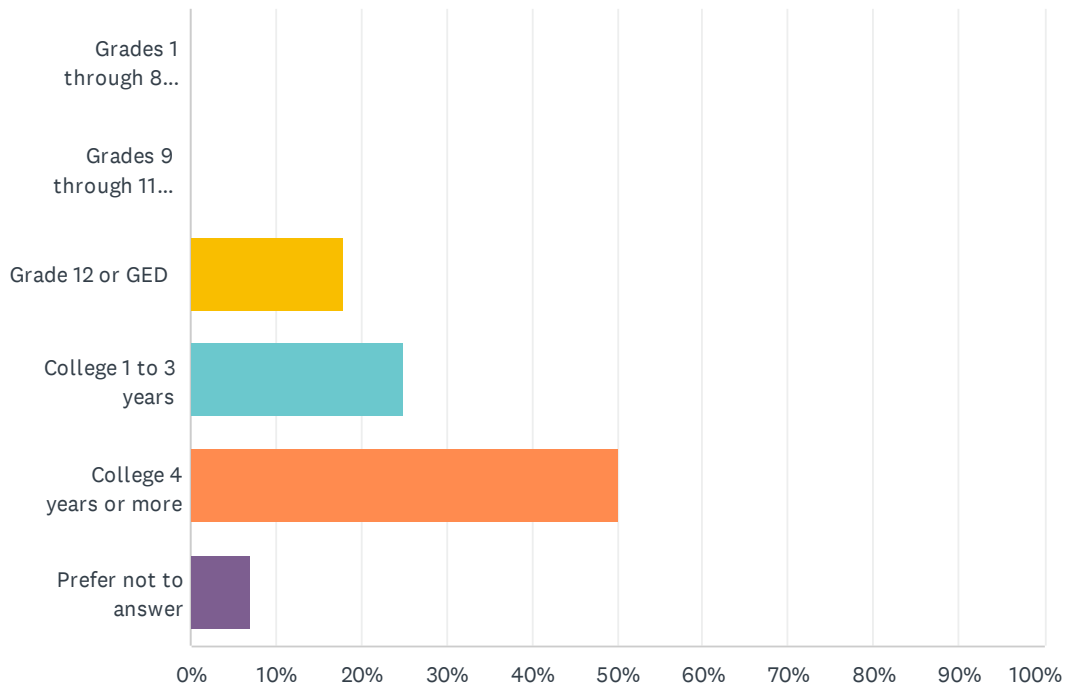
Answered: 27 Skipped: 1



ANSWER CHOICES	RESPONSES	
Very Healthy	74.07%	20
Healthy	22.22%	6
Neutral	3.70%	1
Unhealthy	0.00%	0
Very Unhealthy	0.00%	0
TOTAL		27

Q15 What is the highest grade or year of school you completed?

Answered: 28 Skipped: 0



ANSWER CHOICES	RESPONSES	
Grades 1 through 8 (Elementary)	0.00%	0
Grades 9 through 11 (Some high school)	0.00%	0
Grade 12 or GED	17.86%	5
College 1 to 3 years	25.00%	7
College 4 years or more	50.00%	14
Prefer not to answer	7.14%	2
TOTAL		28

Q16 Please provide any additional comments below:

Answered: 5 Skipped: 23

#	RESPONSES	DATE
1	About a week ago I observed a 5th/6th grader biking crossing Hwy 97 and Schlegel St (between St. Anthony's and AES on their way to Trinity) traffic was moving so fast I couldn't even turn off Schlegel onto 97. Suddenly a car was on its breaks and honking at the biker who was in the crosswalk, despite being in a school zone area (I believe its marked). This is one of several instances in the mornings where I've seen bikers/walkers not being able to cross in several areas due to heavy traffic and vehicles not yielding in crosswalks. Has the schools or community thought of adding a RRFB (Rectangular Rapid Flashing Beacon) or some other high visibility signing in these high traffic areas? Please reach out if there are any questions - Melissa Westfall (715-551-5812)	11/21/2023 6:19 PM
2	Having an alternate plan when the weather is bad is the most concern. My children ride the bus from daycare, which is not in town, so they would also have to be old enough to get ready themselves because of my work schedule.	11/13/2023 1:59 PM
3	School bus ride of 45-55 min each morning and night is too long. I have changed my schedule at work to allow me to drive him to and pick him up from school.	11/10/2023 3:53 PM
4	Walking or biking to school for us is a last minute decision most mornings dependant on what time they got up/weather conditions.	11/10/2023 3:42 PM
5	My kids are just too young for walking	11/10/2023 3:15 PM